

NORTH HARRISON R-III

Missouri School Climate and Culture Survey Results

NORTH HARRISON R-III Fall 2023 Younger Student Scale Results

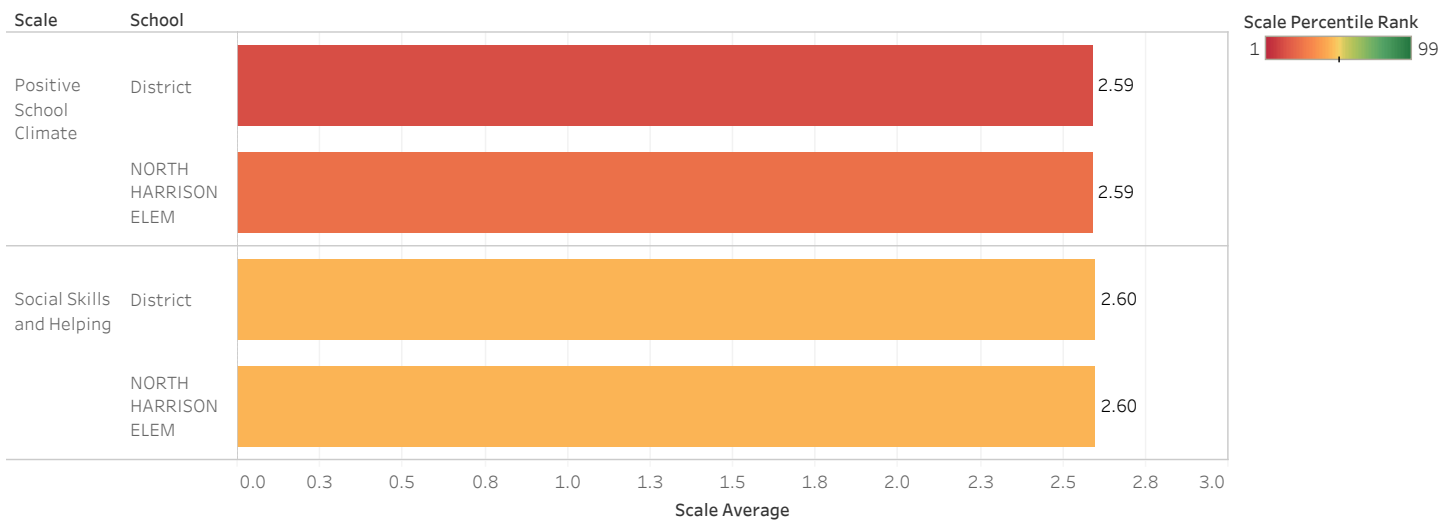
Scale	School	Scale Percentile Rank	Scale Average	Scale Standard Deviation
Positive School Climate	District	12	2.59	0.61
	NORTH HARRISON ELEM	23	2.59	0.61
Social Skills and Helping	District	44	2.60	0.58
	NORTH HARRISON ELEM	44	2.60	0.58

Younger Student response options: 1 = No, 2 = Sometimes, 3 = Yes

Negatively worded items were reverse coded

*An asterisk indicates that there were fewer than 10 responses on an item, so results can not be shared due to data suppression

Fall 2023 Younger Student Scales



NORTH HARRISON R-III Fall 2023 Younger Student Item Results

School	Item Text	Item Percentile Rank	Item Average	Item Standard Deviation	Item Response Count
District	1. I can do well in school.	69	2.72	0.45	43
	2. I feel socially accepted.	19	2.45	0.59	42
	3. I actively take part in class.	74	2.71	0.51	42
	4. I help others in my school.	84	2.79	0.41	43
	5. I help make my school a better place.	21	2.44	0.59	43
	6. My teachers help students to learn.	5	2.81	0.45	43
	7. I can help solve problems among my friends in a positive way.	29	2.56	0.55	43
	8. My teachers notice if I have trouble learning something.	3	2.37	0.69	43
	9. I know how to disagree without starting a fight or an argument.	64	2.51	0.67	43
	10. My teachers care about me.	8	2.74	0.49	43
	11. My school gives every student a chance to do well.	9	2.74	0.54	42
	12. I am treated with respect by adults at my school.	44	2.79	0.41	43
	13. I like going to this school.	45	2.64	0.58	42
	14. I can work well in groups with people who differ from me.	85	2.64	0.48	42
	15. I am treated fairly at school.	12	2.49	0.67	43
	16. I feel safe at school.	49	2.67	0.57	43
	17. I am good at solving conflicts with others.	35	2.32	0.61	41
	18. School rules are fair.	1	2.17	0.70	42
	19. My school is clean.	47	2.60	0.54	43
	20. I know what to do if I hear about dangerous behaviors at school.	41	2.71	0.60	42
	21. I know how to report bullying at my school.	5	2.55	0.77	42
	22. I would attend a different school if I could.	61	2.58	0.73	43
	23. I get along well with others.	19	2.42	0.59	43

Younger Student response options: 1 = No, 2 = Sometimes, 3 = Yes

Negatively worded items were reverse coded

*An asterisk indicates that there were fewer than 10 responses on an item, so results can not be shared due to data suppression

NORTH HARRISON R-III Fall 2023 Younger Student Item Results

School	Item Text	Item Percentile Rank	Item Average	Item Standard Deviation	Item Response Count
District	24. I know different ways to make and keep friends.	56	2.72	0.50	43
	25. I know how to make friends with new people.	15	2.53	0.63	43
	26. I care about how others feel.	59	2.84	0.37	43
	27. I know how to get along with others, even if I disagree with them.	38	2.51	0.67	43
NORTH HARRISON ELEM	1. I can do well in school.	63	2.72	0.45	43
	2. I feel socially accepted.	27	2.45	0.59	42
	3. I actively take part in class.	80	2.71	0.51	42
	4. I help others in my school.	85	2.79	0.41	43
	5. I help make my school a better place.	19	2.44	0.59	43
	6. My teachers help students to learn.	7	2.81	0.45	43
	7. I can help solve problems among my friends in a positive way.	32	2.56	0.55	43
	8. My teachers notice if I have trouble learning something.	8	2.37	0.69	43
	9. I know how to disagree without starting a fight or an argument.	64	2.51	0.67	43
	10. My teachers care about me.	11	2.74	0.49	43
	11. My school gives every student a chance to do well.	12	2.74	0.54	42
	12. I am treated with respect by adults at my school.	49	2.79	0.41	43
	13. I like going to this school.	55	2.64	0.58	42
	14. I can work well in groups with people who differ from me.	84	2.64	0.48	42
	15. I am treated fairly at school.	20	2.49	0.67	43
	16. I feel safe at school.	52	2.67	0.57	43
	17. I am good at solving conflicts with others.	36	2.32	0.61	41
	18. School rules are fair.	2	2.17	0.70	42
	19. My school is clean.	59	2.60	0.54	43

Younger Student response options: 1 = No, 2 = Sometimes, 3 = Yes

Negatively worded items were reverse coded

*An asterisk indicates that there were fewer than 10 responses on an item, so results can not be shared due to data suppression

NORTH HARRISON R-III Fall 2023 Younger Student Item Results

School	Item Text	Item Percentile Rank	Item Average	Item Standard Deviation	Item Response Count
NORTH HARRISON ELEM	20. I know what to do if I hear about dangerous behaviors at school.	38	2.71	0.60	42
	21. I know how to report bullying at my school.	6	2.55	0.77	42
	22. I would attend a different school if I could.	68	2.58	0.73	43
	23. I get along well with others.	24	2.42	0.59	43
	24. I know different ways to make and keep friends.	60	2.72	0.50	43
	25. I know how to make friends with new people.	16	2.53	0.63	43
	26. I care about how others feel.	65	2.84	0.37	43
	27. I know how to get along with others, even if I disagree with them.	44	2.51	0.67	43

Younger Student response options: 1 = No, 2 = Sometimes, 3 = Yes

Negatively worded items were reverse coded

*An asterisk indicates that there were fewer than 10 responses on an item, so results can not be shared due to data suppression

NORTH HARRISON R-III Fall 2023 Younger Student Items by Scale

Scale	Item Text	School							
		District				NORTH HARRISON ELEM			
		Item Percentile Rank	Item Average	Item Standard Deviation	Item Response Count	Item Percentile Rank	Item Average	Item Standard Deviation	Item Response Count
Positive School Climate	2. I feel socially accepted.	19	2.45	0.59	42	27	2.45	0.59	42
	6. My teachers help students to learn.	5	2.81	0.45	43	7	2.81	0.45	43
	8. My teachers notice if I have trouble learning something.	3	2.37	0.69	43	8	2.37	0.69	43
	10. My teachers care about me.	8	2.74	0.49	43	11	2.74	0.49	43
	11. My school gives every student a chance to do well.	9	2.74	0.54	42	12	2.74	0.54	42
	12. I am treated with respect by adults at my school.	44	2.79	0.41	43	49	2.79	0.41	43
	13. I like going to this school.	45	2.64	0.58	42	55	2.64	0.58	42
	15. I am treated fairly at school.	12	2.49	0.67	43	20	2.49	0.67	43
	16. I feel safe at school.	49	2.67	0.57	43	52	2.67	0.57	43
	18. School rules are fair.	1	2.17	0.70	42	2	2.17	0.70	42
	19. My school is clean.	47	2.60	0.54	43	59	2.60	0.54	43
22. I would attend a different school if I could.	61	2.58	0.73	43	68	2.58	0.73	43	
Social Skills and Helping	1. I can do well in school.	69	2.72	0.45	43	63	2.72	0.45	43
	3. I actively take part in class.	74	2.71	0.51	42	80	2.71	0.51	42
	4. I help others in my school.	84	2.79	0.41	43	85	2.79	0.41	43
	5. I help make my school a better place.	21	2.44	0.59	43	19	2.44	0.59	43
	7. I can help solve problems among my friends in a positive way.	29	2.56	0.55	43	32	2.56	0.55	43
	9. I know how to disagree without starting a fight or an argument.	64	2.51	0.67	43	64	2.51	0.67	43
	14. I can work well in groups with people who differ from me.	85	2.64	0.48	42	84	2.64	0.48	42
17. I am good at solving conflicts with others.	35	2.32	0.61	41	36	2.32	0.61	41	

Younger Student response options: 1 = No, 2 = Sometimes, 3 = Yes

Negatively worded items were reverse coded

*An asterisk indicates that there were fewer than 10 responses on an item, so results can not be shared due to data suppression

NORTH HARRISON R-III Fall 2023 Younger Student Items by Scale

Scale	Item Text	District				School			
		Item Percentile Rank	Item Average	Item Standard Deviation	Item Response Count	Item Percentile Rank	Item Average	Item Standard Deviation	Item Response Count
Social Skills and Helping	20. I know what to do if I hear about dangerous behaviors at school.	41	2.71	0.60	42	38	2.71	0.60	42
	21. I know how to report bullying at my school.	5	2.55	0.77	42	6	2.55	0.77	42
	23. I get along well with others.	19	2.42	0.59	43	24	2.42	0.59	43
	24. I know different ways to make and keep friends.	56	2.72	0.50	43	60	2.72	0.50	43
	25. I know how to make friends with new people.	15	2.53	0.63	43	16	2.53	0.63	43
	26. I care about how others feel.	59	2.84	0.37	43	65	2.84	0.37	43
	27. I know how to get along with others, even if I disagree with them.	38	2.51	0.67	43	44	2.51	0.67	43

Younger Student response options: 1 = No, 2 = Sometimes, 3 = Yes

Negatively worded items were reverse coded

*An asterisk indicates that there were fewer than 10 responses on an item, so results can not be shared due to data suppression

NORTH HARRISON R-III All Younger Student Scale Results

Scale	School	Scale Average		Scale Standard Deviation		Scale Percentile Rank	
		Fall 2022	Fall 2023	Fall 2022	Fall 2023	Fall 2022	Fall 2023
Positive School Climate	District	2.66	2.59	0.58	0.61	38	12
	NORTH HARRISON ELEM	2.66	2.59	0.58	0.61	50	23
Social Skills and Helping	District	2.59	2.60	0.61	0.58	36	44
	NORTH HARRISON ELEM	2.59	2.60	0.61	0.58	40	44

Staff response options: 1 = Strongly Disagree, 2 = Disagree, 3 = Agree, 4 = Strongly Agree

Negatively worded items were reverse coded

*An asterisk indicates that there were fewer than 10 responses on an item, so results can not be shared due to data suppression

NORTH HARRISON R-III All Younger Student Item Results

Item Text	School	Item Average		Item Standard Deviation		Item Response Count	
		Fall 2022	Fall 2023	Fall 2022	Fall 2023	Fall 2022	Fall 2023
1. I can do well in school.	District	2.68	2.72	0.57	0.45	41	43
	NORTH HARRISON ELEM	2.68	2.72	0.57	0.45	41	43
2. I feel socially accepted.	District	2.50	2.45	0.64	0.59	40	42
	NORTH HARRISON ELEM	2.50	2.45	0.64	0.59	40	42
3. I actively take part in class.	District	2.56	2.71	0.59	0.51	41	42
	NORTH HARRISON ELEM	2.56	2.71	0.59	0.51	41	42
4. I help others in my school.	District	2.68	2.79	0.47	0.41	41	43
	NORTH HARRISON ELEM	2.68	2.79	0.47	0.41	41	43
5. I help make my school a better place.	District	2.33	2.44	0.73	0.59	40	43
	NORTH HARRISON ELEM	2.33	2.44	0.73	0.59	40	43
6. My teachers help students to learn.	District	2.90	2.81	0.37	0.45	41	43
	NORTH HARRISON ELEM	2.90	2.81	0.37	0.45	41	43
7. I can help solve problems among my friends in a positive way.	District	2.73	2.56	0.45	0.55	41	43
	NORTH HARRISON ELEM	2.73	2.56	0.45	0.55	41	43
8. My teachers notice if I have trouble learning something.	District	2.41	2.37	0.67	0.69	41	43
	NORTH HARRISON ELEM	2.41	2.37	0.67	0.69	41	43
9. I know how to disagree without starting a fight or an argument.	District	2.49	2.51	0.64	0.67	41	43
	NORTH HARRISON ELEM	2.49	2.51	0.64	0.67	41	43
10. My teachers care about me.	District	2.95	2.74	0.22	0.49	41	43
	NORTH HARRISON ELEM	2.95	2.74	0.22	0.49	41	43
11. My school gives every student a chance to do well.	District	2.93	2.74	0.26	0.54	41	42
	NORTH HARRISON ELEM	2.93	2.74	0.26	0.54	41	42

Staff response options: 1 = Strongly Disagree, 2 = Disagree, 3 = Agree, 4 = Strongly Agree

Negatively worded items were reverse coded

*An asterisk indicates that there were fewer than 10 responses on an item, so results can not be shared due to data suppression

NORTH HARRISON R-III All Younger Student Item Results

Item Text	School	Item Average		Item Standard Deviation		Item Response Count	
		Fall 2022	Fall 2023	Fall 2022	Fall 2023	Fall 2022	Fall 2023
12. I am treated with respect by adults at my school.	District	2.83	2.79	0.38	0.41	40	43
	NORTH HARRISON ELEM	2.83	2.79	0.38	0.41	40	43
13. I like going to this school.	District	2.64	2.64	0.54	0.58	39	42
	NORTH HARRISON ELEM	2.64	2.64	0.54	0.58	39	42
14. I can work well in groups with people who differ from me.	District	2.54	2.64	0.60	0.48	39	42
	NORTH HARRISON ELEM	2.54	2.64	0.60	0.48	39	42
15. I am treated fairly at school.	District	2.40	2.49	0.71	0.67	40	43
	NORTH HARRISON ELEM	2.40	2.49	0.71	0.67	40	43
16. I feel safe at school.	District	2.63	2.67	0.63	0.57	40	43
	NORTH HARRISON ELEM	2.63	2.67	0.63	0.57	40	43
17. I am good at solving conflicts with others.	District	2.22	2.32	0.70	0.61	40	41
	NORTH HARRISON ELEM	2.22	2.32	0.70	0.61	40	41
18. School rules are fair.	District	2.59	2.17	0.59	0.70	41	42
	NORTH HARRISON ELEM	2.59	2.17	0.59	0.70	41	42
19. My school is clean.	District	2.71	2.60	0.51	0.54	41	43
	NORTH HARRISON ELEM	2.71	2.60	0.51	0.54	41	43
20. I know what to do if I hear about dangerous behaviors at school.	District	2.67	2.71	0.62	0.60	40	42
	NORTH HARRISON ELEM	2.67	2.71	0.62	0.60	40	42
21. I know how to report bullying at my school.	District	2.60	2.55	0.71	0.77	40	42
	NORTH HARRISON ELEM	2.60	2.55	0.71	0.77	40	42
22. I would attend a different school if I could.	District	2.47	2.58	0.82	0.73	40	43
	NORTH HARRISON ELEM	2.47	2.58	0.82	0.73	40	43

Staff response options: 1 = Strongly Disagree, 2 = Disagree, 3 = Agree, 4 = Strongly Agree

Negatively worded items were reverse coded

*An asterisk indicates that there were fewer than 10 responses on an item, so results can not be shared due to data suppression

NORTH HARRISON R-III All Younger Student Item Results

Item Text	School	Item Average		Item Standard Deviation		Item Response Count	
		Fall 2022	Fall 2023	Fall 2022	Fall 2023	Fall 2022	Fall 2023
23. I get along well with others.	District	2.49	2.42	0.60	0.59	41	43
	NORTH HARRISON ELEM	2.49	2.42	0.60	0.59	41	43
24. I know different ways to make and keep friends.	District	2.72	2.72	0.55	0.50	40	43
	NORTH HARRISON ELEM	2.72	2.72	0.55	0.50	40	43
25. I know how to make friends with new people.	District	2.56	2.53	0.71	0.63	41	43
	NORTH HARRISON ELEM	2.56	2.53	0.71	0.63	41	43
26. I care about how others feel.	District	2.85	2.84	0.36	0.37	41	43
	NORTH HARRISON ELEM	2.85	2.84	0.36	0.37	41	43
27. I know how to get along with others, even if I disagree with them.	District	2.63	2.51	0.54	0.67	41	43
	NORTH HARRISON ELEM	2.63	2.51	0.54	0.67	41	43

Staff response options: 1 = Strongly Disagree, 2 = Disagree, 3 = Agree, 4 = Strongly Agree

Negatively worded items were reverse coded

*An asterisk indicates that there were fewer than 10 responses on an item, so results can not be shared due to data suppression

NORTH HARRISON R-III Fall 2023 Older Student Scale Results

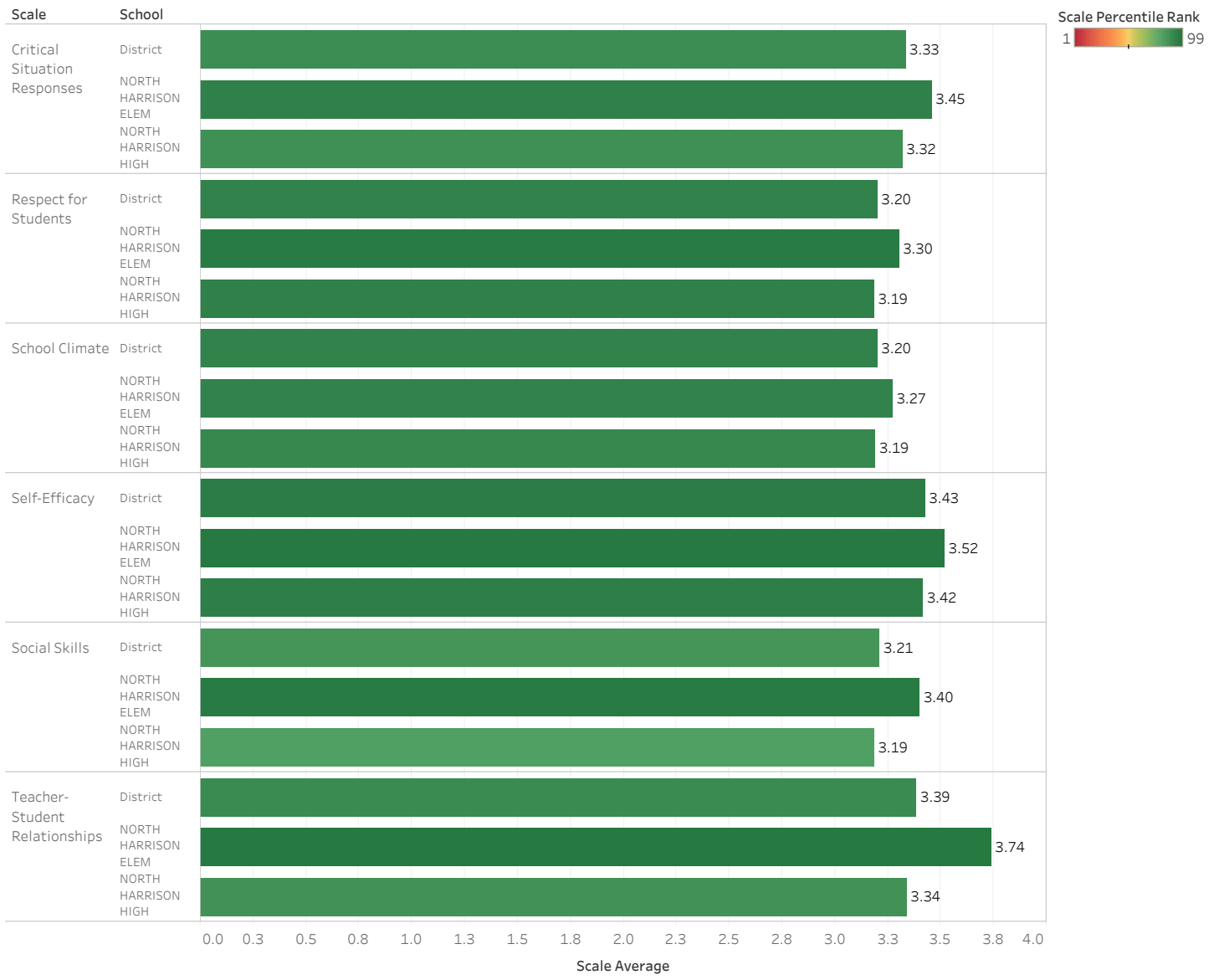
Scale	School	Scale Percentile Rank	Scale Average	Scale Standard Deviation
Critical Situation Responses	District	89	3.33	0.67
	NORTH HARRISON ELEM	94	3.45	0.76
	NORTH HARRISON HIGH	88	3.32	0.66
Respect for Students	District	93	3.20	0.71
	NORTH HARRISON ELEM	97	3.30	0.70
	NORTH HARRISON HIGH	94	3.19	0.71
School Climate	District	93	3.20	0.85
	NORTH HARRISON ELEM	93	3.27	0.94
	NORTH HARRISON HIGH	91	3.19	0.83
Self-Efficacy	District	96	3.43	0.61
	NORTH HARRISON ELEM	98	3.52	0.60
	NORTH HARRISON HIGH	95	3.42	0.62
Social Skills	District	86	3.21	0.71
	NORTH HARRISON ELEM	97	3.40	0.71
	NORTH HARRISON HIGH	81	3.19	0.71
Teacher-Student Relationships	District	90	3.39	0.64
	NORTH HARRISON ELEM	98	3.74	0.47
	NORTH HARRISON HIGH	87	3.34	0.65

Older Student response options: 1 = Strongly Disagree, 2 = Disagree, 3 = Agree, 4 = Strongly Agree

Negatively worded items were reverse coded

*An asterisk indicates that there were fewer than 10 responses on an item, so results can not be shared due to data suppression

Fall 2023 Older Student Scales



NORTH HARRISON R-III Fall 2023 Older Student Item Results

School	Item Text	Item Percentile Rank	Item Average	Item Standard Deviation	Item Response Count
District	1. I can do well in school.	94	3.58	0.52	98
	2. I know how to get better at things that are hard for me.	95	3.33	0.61	98
	3. I ask for help from my teachers or others when I need it.	91	3.36	0.63	98
	4. I understand how my family and school can support my academic success.	96	3.50	0.56	98
	5. I actively take part in class.	90	3.42	0.59	98
	6. I have goals and plans for the future.	83	3.54	0.69	98
	7. I help make my school a better place.	96	3.28	0.64	98
	8. My teachers encourage students to learn.	88	3.50	0.52	98
	9. My teachers expect very good work from me.	87	3.57	0.54	98
	10. My teachers notice if I have trouble learning something.	84	3.05	0.75	98
	11. My teachers help me improve my work if I do not do well on an assignment.	90	3.37	0.65	98
	12. My teachers let me know when I am doing a good job.	91	3.38	0.62	97
	13. I would attend a different school if I could.	94	3.26	0.92	97
	14. My teachers and administrators value my opinion.	95	3.12	0.70	95
	15. My teachers care about me.	90	3.42	0.63	97
	16. All students receive high-quality instruction.	87	3.13	0.66	97
	17. My school gives all students a chance to succeed.	89	3.46	0.63	97
	18. I am treated with respect by adults at my school.	88	3.33	0.66	97

Older Student response options: 1 = Strongly Disagree, 2 = Disagree, 3 = Agree, 4 = Strongly Agree
 Negatively worded items were reverse coded

*An asterisk indicates that there were fewer than 10 responses on an item, so results can not be shared due to data suppression

NORTH HARRISON R-III Fall 2023 Older Student Item Results

School	Item Text	Item Percentile Rank	Item Average	Item Standard Deviation	Item Response Count
District	19. I like going to this school.	93	3.36	0.83	97
	20. I am treated fairly at school.	84	3.17	0.63	96
	21. I feel safe at school.	93	3.38	0.73	97
	22. I worry about violence at this school.	94	3.27	0.90	97
	23. Students at my school are often bullied.	74	2.77	0.91	97
	24. My school handles discipline fairly.	93	3.05	0.76	96
	25. This school teaches and reinforces student self-discipline and responsibility.	95	3.35	0.65	96
	26. My school is clean.	91	3.39	0.59	96
	27. If I am overwhelmed because of a crisis, I know how to get help.	94	3.24	0.79	97
	28. I know what to do if I hear about dangerous behaviors at school.	88	3.35	0.61	97
	29. I know how to report bullying at my school.	87	3.37	0.62	97
	30. In case of an emergency, I know what to do.	77	3.37	0.65	97
	31. The school system assures student voices are heard and respected.	91	3.16	0.81	97
	32. I get along well with others.	84	3.24	0.66	95
	33. I know different ways to make and keep friends.	79	3.26	0.69	95
	34. I know how to make friends with new people.	83	3.23	0.74	95
	35. I care about how others feel.	89	3.45	0.66	95
	36. I know how to get along with others, even if I disagree with them.	92	3.25	0.68	95

Older Student response options: 1 = Strongly Disagree, 2 = Disagree, 3 = Agree, 4 = Strongly Agree

Negatively worded items were reverse coded

*An asterisk indicates that there were fewer than 10 responses on an item, so results can not be shared due to data suppression

NORTH HARRISON R-III Fall 2023 Older Student Item Results

School	Item Text	Item Percentile Rank	Item Average	Item Standard Deviation	Item Response Count
District	37. I feel socially accepted.	84	3.02	0.83	96
	38. I can help solve problems among my friends in a positive way.	73	3.24	0.59	96
	39. I can work with someone who has different opinions than me.	84	3.24	0.64	96
	40. I know how to disagree without starting a fight or an argument.	62	3.11	0.78	95
	41. I am good at solving conflicts with others.	90	3.06	0.75	96
NORTH HARRISON ELEM	1. I can do well in school.	91	3.55	0.52	11
	2. I know how to get better at things that are hard for me.	96	3.36	0.50	11
	3. I ask for help from my teachers or others when I need it.	99	3.64	0.50	11
	4. I understand how my family and school can support my academic success.	99	3.64	0.50	11
	5. I actively take part in class.	94	3.55	0.69	11
	6. I have goals and plans for the future.	65	3.45	0.93	11
	7. I help make my school a better place.	99	3.45	0.52	11
	8. My teachers encourage students to learn.	97	3.73	0.47	11
	9. My teachers expect very good work from me.	98	3.91	0.30	11
	10. My teachers notice if I have trouble learning something.	93	3.27	0.65	11
	11. My teachers help me improve my work if I do not do well on an assignment.	99	3.82	0.40	11
	12. My teachers let me know when I am doing a good job.	99	3.64	0.50	11
	13. I would attend a different school if I could.	98	3.45	1.21	11

Older Student response options: 1 = Strongly Disagree, 2 = Disagree, 3 = Agree, 4 = Strongly Agree
 Negatively worded items were reverse coded

*An asterisk indicates that there were fewer than 10 responses on an item, so results can not be shared due to data suppression

NORTH HARRISON R-III Fall 2023 Older Student Item Results

School	Item Text	Item Percentile Rank	Item Average	Item Standard Deviation	Item Response Count
NORTH HARRISON ELEM	14. My teachers and administrators value my opinion.	97	3.36	0.50	11
	15. My teachers care about me.	98	3.91	0.30	11
	16. All students receive high-quality instruction.	56	2.91	0.54	11
	17. My school gives all students a chance to succeed.	97	3.91	0.30	11
	18. I am treated with respect by adults at my school.	98	3.73	0.47	11
	19. I like going to this school.	98	3.64	0.67	11
	20. I am treated fairly at school.	74	3.09	0.54	11
	21. I feel safe at school.	95	3.45	0.93	11
	22. I worry about violence at this school.	81	3.09	1.14	11
	23. Students at my school are often bullied.	86	2.91	0.94	11
	24. My school handles discipline fairly.	95	3.18	0.60	11
	25. This school teaches and reinforces student self-discipline and responsibility.	99	3.73	0.47	11
	26. My school is clean.	94	3.36	0.92	11
	27. If I am overwhelmed because of a crisis, I know how to get help.	98	3.55	0.69	11
	28. I know what to do if I hear about dangerous behaviors at school.	87	3.36	0.81	11
	29. I know how to report bullying at my school.	99	3.73	0.47	11
30. In case of an emergency, I know what to do.	18	3.18	0.98	11	
31. The school system assures student voices are heard and respected.	95	3.27	0.90	11	

Older Student response options: 1 = Strongly Disagree, 2 = Disagree, 3 = Agree, 4 = Strongly Agree
 Negatively worded items were reverse coded

*An asterisk indicates that there were fewer than 10 responses on an item, so results can not be shared due to data suppression

NORTH HARRISON R-III Fall 2023 Older Student Item Results

School	Item Text	Item Percentile Rank	Item Average	Item Standard Deviation	Item Response Count
NORTH HARRISON ELEM	32. I get along well with others.	95	3.45	0.52	11
	33. I know different ways to make and keep friends.	95	3.45	0.82	11
	34. I know how to make friends with new people.	97	3.55	0.82	11
	35. I care about how others feel.	94	3.55	0.52	11
	36. I know how to get along with others, even if I disagree with them.	98	3.55	0.52	11
	37. I feel socially accepted.	94	3.18	0.98	11
	38. I can help solve problems among my friends in a positive way.	95	3.45	0.52	11
	39. I can work with someone who has different opinions than me.	97	3.45	0.82	11
	40. I know how to disagree without starting a fight or an argument.	98	3.45	0.69	11
	41. I am good at solving conflicts with others.	42	2.91	0.70	11
NORTH HARRISON HIGH	1. I can do well in school.	92	3.59	0.52	87
	2. I know how to get better at things that are hard for me.	93	3.32	0.62	87
	3. I ask for help from my teachers or others when I need it.	89	3.32	0.64	87
	4. I understand how my family and school can support my academic success.	94	3.48	0.57	87
	5. I actively take part in class.	85	3.40	0.58	87
	6. I have goals and plans for the future.	84	3.55	0.66	87
	7. I help make my school a better place.	92	3.25	0.65	87
	8. My teachers encourage students to learn.	83	3.47	0.52	87

Older Student response options: 1 = Strongly Disagree, 2 = Disagree, 3 = Agree, 4 = Strongly Agree
 Negatively worded items were reverse coded

*An asterisk indicates that there were fewer than 10 responses on an item, so results can not be shared due to data suppression

NORTH HARRISON R-III Fall 2023 Older Student Item Results

School	Item Text	Item Percentile Rank	Item Average	Item Standard Deviation	Item Response Count
NORTH HARRISON HIGH	9. My teachers expect very good work from me.	85	3.53	0.55	87
	10. My teachers notice if I have trouble learning something.	78	3.02	0.76	87
	11. My teachers help me improve my work if I do not do well on an assignment.	90	3.31	0.65	87
	12. My teachers let me know when I am doing a good job.	89	3.35	0.63	86
	13. I would attend a different school if I could.	92	3.23	0.88	86
	14. My teachers and administrators value my opinion.	93	3.08	0.71	84
	15. My teachers care about me.	84	3.36	0.63	86
	16. All students receive high-quality instruction.	90	3.16	0.67	86
	17. My school gives all students a chance to succeed.	84	3.41	0.64	86
	18. I am treated with respect by adults at my school.	81	3.28	0.66	86
	19. I like going to this school.	91	3.33	0.85	86
	20. I am treated fairly at school.	85	3.18	0.64	85
	21. I feel safe at school.	91	3.37	0.70	86
	22. I worry about violence at this school.	94	3.29	0.87	86
	23. Students at my school are often bullied.	76	2.76	0.91	86
	24. My school handles discipline fairly.	93	3.04	0.78	85
25. This school teaches and reinforces student self-discipline and responsibility.	94	3.31	0.66	85	
26. My school is clean.	94	3.39	0.54	85	

Older Student response options: 1 = Strongly Disagree, 2 = Disagree, 3 = Agree, 4 = Strongly Agree
 Negatively worded items were reverse coded

*An asterisk indicates that there were fewer than 10 responses on an item, so results can not be shared due to data suppression

NORTH HARRISON R-III Fall 2023 Older Student Item Results

School	Item Text	Item Percentile Rank	Item Average	Item Standard Deviation	Item Response Count
NORTH HARRISON HIGH	27. If I am overwhelmed because of a crisis, I know how to get help.	90	3.20	0.79	86
	28. I know what to do if I hear about dangerous behaviors at school.	85	3.35	0.59	86
	29. I know how to report bullying at my school.	82	3.33	0.62	86
	30. In case of an emergency, I know what to do.	79	3.40	0.60	86
	31. The school system assures student voices are heard and respected.	91	3.15	0.80	86
	32. I get along well with others.	78	3.21	0.68	84
	33. I know different ways to make and keep friends.	70	3.24	0.67	84
	34. I know how to make friends with new people.	78	3.19	0.72	84
	35. I care about how others feel.	86	3.44	0.68	84
	36. I know how to get along with others, even if I disagree with them.	88	3.21	0.70	84
	37. I feel socially accepted.	82	3.00	0.82	85
	38. I can help solve problems among my friends in a positive way.	62	3.21	0.60	85
	39. I can work with someone who has different opinions than me.	81	3.21	0.62	85
	40. I know how to disagree without starting a fight or an argument.	40	3.06	0.78	84
41. I am good at solving conflicts with others.	89	3.08	0.76	85	

Older Student response options: 1 = Strongly Disagree, 2 = Disagree, 3 = Agree, 4 = Strongly Agree

Negatively worded items were reverse coded

*An asterisk indicates that there were fewer than 10 responses on an item, so results can not be shared due to data suppression

NORTH HARRISON R-III Fall 2023 Older Student Items by Scale

Scale	Item Text	School											
		District				NORTH HARRISON ELEM				NORTH HARRISON HIGH			
		Item Percentile Rank	Item Average	Item Standard Deviation	Item Response Count	Item Percentile Rank	Item Average	Item Standard Deviation	Item Response Count	Item Percentile Rank	Item Average	Item Standard Deviation	Item Response Count
Critical Situation Responses	27. If I am overwhelmed because of a crisis, I know how to get help.	94	3.24	0.79	97	98	3.55	0.69	11	90	3.20	0.79	86
	28. I know what to do if I hear about dangerous behaviors at school.	88	3.35	0.61	97	87	3.36	0.81	11	85	3.35	0.59	86
	29. I know how to report bullying at my school.	87	3.37	0.62	97	99	3.73	0.47	11	82	3.33	0.62	86
	30. In case of an emergency, I know what to do.	77	3.37	0.65	97	18	3.18	0.98	11	79	3.40	0.60	86
Respect for Students	14. My teachers and administrators value my opinion.	95	3.12	0.70	95	97	3.36	0.50	11	93	3.08	0.71	84
	16. All students receive high-quality instruction.	87	3.13	0.66	97	56	2.91	0.54	11	90	3.16	0.67	86
	24. My school handles discipline fairly.	93	3.05	0.76	96	95	3.18	0.60	11	93	3.04	0.78	85
	25. This school teaches and reinforces student self-discipline and responsibility.	95	3.35	0.65	96	99	3.73	0.47	11	94	3.31	0.66	85
	26. My school is clean.	91	3.39	0.59	96	94	3.36	0.92	11	94	3.39	0.54	85
	31. The school system assures student voices are heard and respected.	91	3.16	0.81	97	95	3.27	0.90	11	91	3.15	0.80	86
School Climate	13. I would attend a different school if I could.	94	3.26	0.92	97	98	3.45	1.21	11	92	3.23	0.88	86
	19. I like going to this school.	93	3.36	0.83	97	98	3.64	0.67	11	91	3.33	0.85	86
	20. I am treated fairly at school.	84	3.17	0.63	96	74	3.09	0.54	11	85	3.18	0.64	85
	21. I feel safe at school.	93	3.38	0.73	97	95	3.45	0.93	11	91	3.37	0.70	86
	22. I worry about violence at this school.	94	3.27	0.90	97	81	3.09	1.14	11	94	3.29	0.87	86
	23. Students at my school are often bullied.	74	2.77	0.91	97	86	2.91	0.94	11	76	2.76	0.91	86
Self-Efficacy	1. I can do well in school.	94	3.58	0.52	98	91	3.55	0.52	11	92	3.59	0.52	87
	2. I know how to get better at things that are hard for me.	95	3.33	0.61	98	96	3.36	0.50	11	93	3.32	0.62	87

Older Student response options: 1 = Strongly Disagree, 2 = Disagree, 3 = Agree, 4 = Strongly Agree

Negatively worded items were reverse coded

*An asterisk indicates that there were fewer than 10 responses on an item, so results can not be shared due to data suppression

NORTH HARRISON R-III Fall 2023 Older Student Items by Scale

Scale	Item Text	School											
		District				NORTH HARRISON ELEM				NORTH HARRISON HIGH			
		Item Percentile Rank	Item Average	Item Standard Deviation	Item Response Count	Item Percentile Rank	Item Average	Item Standard Deviation	Item Response Count	Item Percentile Rank	Item Average	Item Standard Deviation	Item Response Count
Self-Efficacy	3. I ask for help from my teachers or others when I need it.	91	3.36	0.63	98	99	3.64	0.50	11	89	3.32	0.64	87
	4. I understand how my family and school can support my academic success.	96	3.50	0.56	98	99	3.64	0.50	11	94	3.48	0.57	87
	5. I actively take part in class.	90	3.42	0.59	98	94	3.55	0.69	11	85	3.40	0.58	87
	6. I have goals and plans for the future.	83	3.54	0.69	98	65	3.45	0.93	11	84	3.55	0.66	87
	7. I help make my school a better place.	96	3.28	0.64	98	99	3.45	0.52	11	92	3.25	0.65	87
Social Skills	32. I get along well with others.	84	3.24	0.66	95	95	3.45	0.52	11	78	3.21	0.68	84
	33. I know different ways to make and keep friends.	79	3.26	0.69	95	95	3.45	0.82	11	70	3.24	0.67	84
	34. I know how to make friends with new people.	83	3.23	0.74	95	97	3.55	0.82	11	78	3.19	0.72	84
	35. I care about how others feel.	89	3.45	0.66	95	94	3.55	0.52	11	86	3.44	0.68	84
	36. I know how to get along with others, even if I disagree with them.	92	3.25	0.68	95	98	3.55	0.52	11	88	3.21	0.70	84
	37. I feel socially accepted.	84	3.02	0.83	96	94	3.18	0.98	11	82	3.00	0.82	85
	38. I can help solve problems among my friends in a positive way.	73	3.24	0.59	96	95	3.45	0.52	11	62	3.21	0.60	85
	39. I can work with someone who has different opinions than me.	84	3.24	0.64	96	97	3.45	0.82	11	81	3.21	0.62	85
	40. I know how to disagree without starting a fight or an argument.	62	3.11	0.78	95	98	3.45	0.69	11	40	3.06	0.78	84
	41. I am good at solving conflicts with others.	90	3.06	0.75	96	42	2.91	0.70	11	89	3.08	0.76	85
Teacher-Student Relationships	8. My teachers encourage students to learn.	88	3.50	0.52	98	97	3.73	0.47	11	83	3.47	0.52	87
	9. My teachers expect very good work from me.	87	3.57	0.54	98	98	3.91	0.30	11	85	3.53	0.55	87
	10. My teachers notice if I have trouble learning something.	84	3.05	0.75	98	93	3.27	0.65	11	78	3.02	0.76	87

Older Student response options: 1 = Strongly Disagree, 2 = Disagree, 3 = Agree, 4 = Strongly Agree

Negatively worded items were reverse coded

*An asterisk indicates that there were fewer than 10 responses on an item, so results can not be shared due to data suppression

NORTH HARRISON R-III Fall 2023 Older Student Items by Scale

Scale	Item Text	School											
		District				NORTH HARRISON ELEM				NORTH HARRISON HIGH			
		Item Percentile Rank	Item Average	Item Standard Deviation	Item Response Count	Item Percentile Rank	Item Average	Item Standard Deviation	Item Response Count	Item Percentile Rank	Item Average	Item Standard Deviation	Item Response Count
Teacher-Student Relationships	11. My teachers help me improve my work if I do not do well on an assignment.	90	3.37	0.65	98	99	3.82	0.40	11	90	3.31	0.65	87
	12. My teachers let me know when I am doing a good job.	91	3.38	0.62	97	99	3.64	0.50	11	89	3.35	0.63	86
	15. My teachers care about me.	90	3.42	0.63	97	98	3.91	0.30	11	84	3.36	0.63	86
	17. My school gives all students a chance to succeed.	89	3.46	0.63	97	97	3.91	0.30	11	84	3.41	0.64	86
	18. I am treated with respect by adults at my school.	88	3.33	0.66	97	98	3.73	0.47	11	81	3.28	0.66	86

Older Student response options: 1 = Strongly Disagree, 2 = Disagree, 3 = Agree, 4 = Strongly Agree

Negatively worded items were reverse coded

*An asterisk indicates that there were fewer than 10 responses on an item, so results can not be shared due to data suppression

NORTH HARRISON R-III All Older Student Scale Results

Scale	School	Scale Average		Scale Standard Deviation		Scale Percentile Rank	
		Fall 2022	Fall 2023	Fall 2022	Fall 2023	Fall 2022	Fall 2023
Critical Situation Responses	District	3.22	3.33	0.70	0.67	72	89
	NORTH HARRISON ELEM		3.45		0.76		94
	NORTH HARRISON HIGH	3.22	3.32	0.70	0.66	71	88
Respect for Students	District	3.07	3.20	0.76	0.71	90	93
	NORTH HARRISON ELEM		3.30		0.70		97
	NORTH HARRISON HIGH	3.07	3.19	0.76	0.71	88	94
School Climate	District	3.15	3.20	0.88	0.85	91	93
	NORTH HARRISON ELEM		3.27		0.94		93
	NORTH HARRISON HIGH	3.15	3.19	0.88	0.83	91	91
Self-Efficacy	District	3.30	3.43	0.68	0.61	83	96
	NORTH HARRISON ELEM		3.52		0.60		98
	NORTH HARRISON HIGH	3.30	3.42	0.68	0.62	81	95
Social Skills	District	3.16	3.21	0.75	0.71	76	86
	NORTH HARRISON ELEM		3.40		0.71		97
	NORTH HARRISON HIGH	3.16	3.19	0.75	0.71	74	81
Teacher-Student Relationships	District	3.31	3.39	0.70	0.64	88	90
	NORTH HARRISON ELEM		3.74		0.47		98
	NORTH HARRISON HIGH	3.31	3.34	0.70	0.65	85	87

Staff response options: 1 = Strongly Disagree, 2 = Disagree, 3 = Agree, 4 = Strongly Agree

Negatively worded items were reverse coded

*An asterisk indicates that there were fewer than 10 responses on an item, so results can not be shared due to data suppression

NORTH HARRISON R-III All Older Student Item Results

Item Text	School	Item Average		Item Standard Deviation		Item Response Count	
		Fall 2022	Fall 2023	Fall 2022	Fall 2023	Fall 2022	Fall 2023
1. I can do well in school.	District	3.37	3.58	0.66	0.52	93	98
	NORTH HARRISON ELEM		3.55		0.52		11
	NORTH HARRISON HIGH	3.37	3.59	0.66	0.52	93	87
2. I know how to get better at things that are hard for me.	District	3.22	3.33	0.62	0.61	93	98
	NORTH HARRISON ELEM		3.36		0.50		11
	NORTH HARRISON HIGH	3.22	3.32	0.62	0.62	93	87
3. I ask for help from my teachers or others when I need it.	District	3.28	3.36	0.70	0.63	93	98
	NORTH HARRISON ELEM		3.64		0.50		11
	NORTH HARRISON HIGH	3.28	3.32	0.70	0.64	93	87
4. I understand how my family and school can support my academic success.	District	3.37	3.50	0.69	0.56	93	98
	NORTH HARRISON ELEM		3.64		0.50		11
	NORTH HARRISON HIGH	3.37	3.48	0.69	0.57	93	87
5. I actively take part in class.	District	3.35	3.42	0.62	0.59	93	98
	NORTH HARRISON ELEM		3.55		0.69		11
	NORTH HARRISON HIGH	3.35	3.40	0.62	0.58	93	87
6. I have goals and plans for the future.	District	3.47	3.54	0.70	0.69	93	98
	NORTH HARRISON ELEM		3.45		0.93		11
	NORTH HARRISON HIGH	3.47	3.55	0.70	0.66	93	87
7. I help make my school a better place.	District	3.05	3.28	0.70	0.64	93	98
	NORTH HARRISON ELEM		3.45		0.52		11

Staff response options: 1 = Strongly Disagree, 2 = Disagree, 3 = Agree, 4 = Strongly Agree

Negatively worded items were reverse coded

*An asterisk indicates that there were fewer than 10 responses on an item, so results can not be shared due to data suppression

NORTH HARRISON R-III All Older Student Item Results

Item Text	School	Item Average		Item Standard Deviation		Item Response Count	
		Fall 2022	Fall 2023	Fall 2022	Fall 2023	Fall 2022	Fall 2023
7. I help make my school a better place.	NORTH HARRISON HIGH	3.05	3.25	0.70	0.65	93	87
8. My teachers encourage students to learn.	District	3.51	3.50	0.58	0.52	93	98
	NORTH HARRISON ELEM		3.73		0.47		11
	NORTH HARRISON HIGH	3.51	3.47	0.58	0.52	93	87
9. My teachers expect very good work from me.	District	3.46	3.57	0.65	0.54	93	98
	NORTH HARRISON ELEM		3.91		0.30		11
	NORTH HARRISON HIGH	3.46	3.53	0.65	0.55	93	87
10. My teachers notice if I have trouble learning something.	District	3.07	3.05	0.75	0.75	90	98
	NORTH HARRISON ELEM		3.27		0.65		11
	NORTH HARRISON HIGH	3.07	3.02	0.75	0.76	90	87
11. My teachers help me improve my work if I do not do well on an assignment.	District	3.27	3.37	0.71	0.65	93	98
	NORTH HARRISON ELEM		3.82		0.40		11
	NORTH HARRISON HIGH	3.27	3.31	0.71	0.65	93	87
12. My teachers let me know when I am doing a good job.	District	3.22	3.38	0.73	0.62	93	97
	NORTH HARRISON ELEM		3.64		0.50		11
	NORTH HARRISON HIGH	3.22	3.35	0.73	0.63	93	86
13. I would attend a different school if I could.	District	2.93	3.26	1.08	0.92	92	97
	NORTH HARRISON ELEM		3.45		1.21		11
	NORTH HARRISON HIGH	2.93	3.23	1.08	0.88	92	86
14. My teachers and administrators value my	District	2.91	3.12	0.79	0.70	92	95

Staff response options: 1 = Strongly Disagree, 2 = Disagree, 3 = Agree, 4 = Strongly Agree

Negatively worded items were reverse coded

*An asterisk indicates that there were fewer than 10 responses on an item, so results can not be shared due to data suppression

NORTH HARRISON R-III All Older Student Item Results

Item Text	School	Item Average		Item Standard Deviation		Item Response Count	
		Fall 2022	Fall 2023	Fall 2022	Fall 2023	Fall 2022	Fall 2023
14. My teachers and administrators value my opinion.	NORTH HARRISON ELEM		3.36		0.50		11
	NORTH HARRISON HIGH	2.91	3.08	0.79	0.71	92	84
15. My teachers care about me.	District	3.29	3.42	0.67	0.63	92	97
	NORTH HARRISON ELEM		3.91		0.30		11
	NORTH HARRISON HIGH	3.29	3.36	0.67	0.63	92	86
16. All students receive high-quality instruction.	District	3.10	3.13	0.75	0.66	91	97
	NORTH HARRISON ELEM		2.91		0.54		11
	NORTH HARRISON HIGH	3.10	3.16	0.75	0.67	91	86
17. My school gives all students a chance to succeed.	District	3.37	3.46	0.62	0.63	92	97
	NORTH HARRISON ELEM		3.91		0.30		11
	NORTH HARRISON HIGH	3.37	3.41	0.62	0.64	92	86
18. I am treated with respect by adults at my school.	District	3.31	3.33	0.78	0.66	93	97
	NORTH HARRISON ELEM		3.73		0.47		11
	NORTH HARRISON HIGH	3.31	3.28	0.78	0.66	93	86
19. I like going to this school.	District	3.27	3.36	0.81	0.83	93	97
	NORTH HARRISON ELEM		3.64		0.67		11
	NORTH HARRISON HIGH	3.27	3.33	0.81	0.85	93	86
20. I am treated fairly at school.	District	3.13	3.17	0.84	0.63	92	96
	NORTH HARRISON ELEM		3.09		0.54		11
	NORTH HARRISON HIGH	3.13	3.18	0.84	0.64	92	85

Staff response options: 1 = Strongly Disagree, 2 = Disagree, 3 = Agree, 4 = Strongly Agree

Negatively worded items were reverse coded

*An asterisk indicates that there were fewer than 10 responses on an item, so results can not be shared due to data suppression

NORTH HARRISON R-III All Older Student Item Results

Item Text	School	Item Average		Item Standard Deviation		Item Response Count	
		Fall 2022	Fall 2023	Fall 2022	Fall 2023	Fall 2022	Fall 2023
21. I feel safe at school.	District	3.30	3.38	0.73	0.73	93	97
	NORTH HARRISON ELEM		3.45		0.93		11
	NORTH HARRISON HIGH	3.30	3.37	0.73	0.70	93	86
22. I worry about violence at this school.	District	3.38	3.27	0.83	0.90	91	97
	NORTH HARRISON ELEM		3.09		1.14		11
	NORTH HARRISON HIGH	3.38	3.29	0.83	0.87	91	86
23. Students at my school are often bullied.	District	2.90	2.77	0.89	0.91	93	97
	NORTH HARRISON ELEM		2.91		0.94		11
	NORTH HARRISON HIGH	2.90	2.76	0.89	0.91	93	86
24. My school handles discipline fairly.	District	2.87	3.05	0.76	0.76	93	96
	NORTH HARRISON ELEM		3.18		0.60		11
	NORTH HARRISON HIGH	2.87	3.04	0.76	0.78	93	85
25. This school teaches and reinforces student self-discipline and responsibility.	District	3.26	3.35	0.69	0.65	92	96
	NORTH HARRISON ELEM		3.73		0.47		11
	NORTH HARRISON HIGH	3.26	3.31	0.69	0.66	92	85
26. My school is clean.	District	3.28	3.39	0.67	0.59	92	96
	NORTH HARRISON ELEM		3.36		0.92		11
	NORTH HARRISON HIGH	3.28	3.39	0.67	0.54	92	85
27. If I am overwhelmed because of a crisis, I know how to get help.	District	3.06	3.24	0.81	0.79	90	97
	NORTH HARRISON ELEM		3.55		0.69		11

Staff response options: 1 = Strongly Disagree, 2 = Disagree, 3 = Agree, 4 = Strongly Agree

Negatively worded items were reverse coded

*An asterisk indicates that there were fewer than 10 responses on an item, so results can not be shared due to data suppression

NORTH HARRISON R-III All Older Student Item Results

Item Text	School	Item Average		Item Standard Deviation		Item Response Count	
		Fall 2022	Fall 2023	Fall 2022	Fall 2023	Fall 2022	Fall 2023
27. If I am overwhelmed because of a crisis, I know how to get help.	NORTH HARRISON HIGH	3.06	3.20	0.81	0.79	90	86
28. I know what to do if I hear about dangerous behaviors at school.	District	3.29	3.35	0.58	0.61	91	97
	NORTH HARRISON ELEM		3.36		0.81		11
	NORTH HARRISON HIGH	3.29	3.35	0.58	0.59	91	86
29. I know how to report bullying at my school.	District	3.19	3.37	0.73	0.62	91	97
	NORTH HARRISON ELEM		3.73		0.47		11
	NORTH HARRISON HIGH	3.19	3.33	0.73	0.62	91	86
30. In case of an emergency, I know what to do.	District	3.34	3.37	0.64	0.65	90	97
	NORTH HARRISON ELEM		3.18		0.98		11
	NORTH HARRISON HIGH	3.34	3.40	0.64	0.60	90	86
31. The school system assures student voices are heard and respected.	District	2.98	3.16	0.83	0.81	91	97
	NORTH HARRISON ELEM		3.27		0.90		11
	NORTH HARRISON HIGH	2.98	3.15	0.83	0.80	91	86
32. I get along well with others.	District	3.18	3.24	0.77	0.66	91	95
	NORTH HARRISON ELEM		3.45		0.52		11
	NORTH HARRISON HIGH	3.18	3.21	0.77	0.68	91	84
33. I know different ways to make and keep friends.	District	3.18	3.26	0.84	0.69	92	95
	NORTH HARRISON ELEM		3.45		0.82		11
	NORTH HARRISON HIGH	3.18	3.24	0.84	0.67	92	84
34. I know how to make friends with new people.	District	3.25	3.23	0.75	0.74	92	95

Staff response options: 1 = Strongly Disagree, 2 = Disagree, 3 = Agree, 4 = Strongly Agree

Negatively worded items were reverse coded

*An asterisk indicates that there were fewer than 10 responses on an item, so results can not be shared due to data suppression

NORTH HARRISON R-III All Older Student Item Results

Item Text	School	Item Average		Item Standard Deviation		Item Response Count	
		Fall 2022	Fall 2023	Fall 2022	Fall 2023	Fall 2022	Fall 2023
34. I know how to make friends with new people.	NORTH HARRISON ELEM		3.55		0.82		11
	NORTH HARRISON HIGH	3.25	3.19	0.75	0.72	92	84
35. I care about how others feel.	District	3.36	3.45	0.64	0.66	91	95
	NORTH HARRISON ELEM		3.55		0.52		11
	NORTH HARRISON HIGH	3.36	3.44	0.64	0.68	91	84
36. I know how to get along with others, even if I disagree with them.	District	3.16	3.25	0.67	0.68	92	95
	NORTH HARRISON ELEM		3.55		0.52		11
	NORTH HARRISON HIGH	3.16	3.21	0.67	0.70	92	84
37. I feel socially accepted.	District	2.96	3.02	0.85	0.83	92	96
	NORTH HARRISON ELEM		3.18		0.98		11
	NORTH HARRISON HIGH	2.96	3.00	0.85	0.82	92	85
38. I can help solve problems among my friends in a positive way.	District	3.26	3.24	0.64	0.59	92	96
	NORTH HARRISON ELEM		3.45		0.52		11
	NORTH HARRISON HIGH	3.26	3.21	0.64	0.60	92	85
39. I can work with someone who has different opinions than me.	District	3.10	3.24	0.76	0.64	92	96
	NORTH HARRISON ELEM		3.45		0.82		11
	NORTH HARRISON HIGH	3.10	3.21	0.76	0.62	92	85
40. I know how to disagree without starting a fight or an argument.	District	3.12	3.11	0.74	0.78	92	95
	NORTH HARRISON ELEM		3.45		0.69		11
	NORTH HARRISON HIGH	3.12	3.06	0.74	0.78	92	84

Staff response options: 1 = Strongly Disagree, 2 = Disagree, 3 = Agree, 4 = Strongly Agree

Negatively worded items were reverse coded

*An asterisk indicates that there were fewer than 10 responses on an item, so results can not be shared due to data suppression

NORTH HARRISON R-III All Older Student Item Results

Item Text	School	Item Average		Item Standard Deviation		Item Response Count	
		Fall 2022	Fall 2023	Fall 2022	Fall 2023	Fall 2022	Fall 2023
41. I am good at solving conflicts with others.	District	3.01	3.06	0.81	0.75	92	96
	NORTH HARRISON ELEM		2.91		0.70		11
	NORTH HARRISON HIGH	3.01	3.08	0.81	0.76	92	85

Staff response options: 1 = Strongly Disagree, 2 = Disagree, 3 = Agree, 4 = Strongly Agree

Negatively worded items were reverse coded

*An asterisk indicates that there were fewer than 10 responses on an item, so results can not be shared due to data suppression

NORTH HARRISON R-III Fall 2023 Parent Scale Results

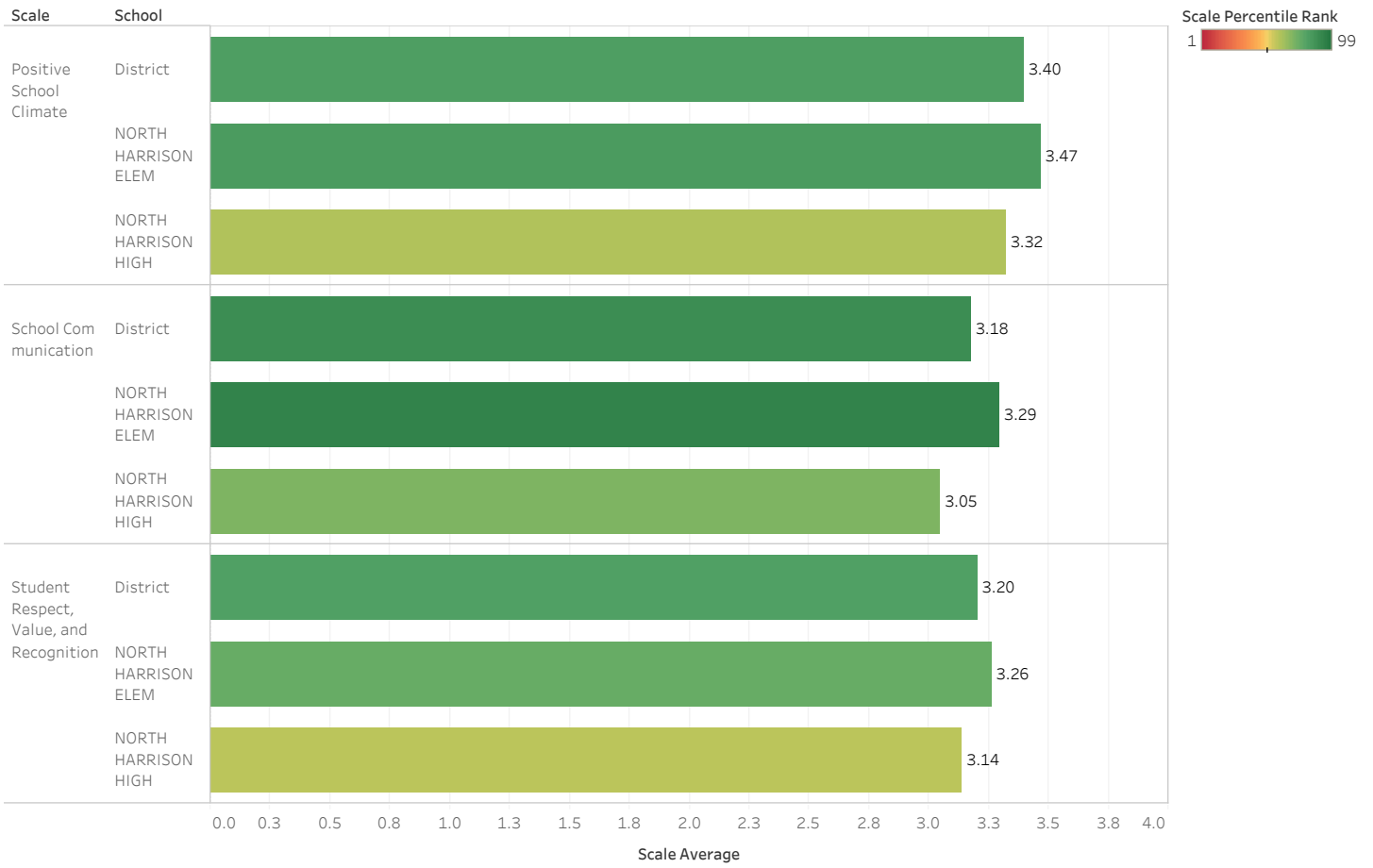
Scale	School	Scale Percentile Rank	Scale Average	Scale Standard Deviation
Positive School Climate	District	82	3.40	0.65
	NORTH HARRISON ELEM	83	3.47	0.61
	NORTH HARRISON HIGH	60	3.32	0.69
School Communication	District	89	3.18	0.82
	NORTH HARRISON ELEM	93	3.29	0.78
	NORTH HARRISON HIGH	70	3.05	0.85
Student Respect, Value, and Recognition	District	81	3.20	0.74
	NORTH HARRISON ELEM	75	3.26	0.77
	NORTH HARRISON HIGH	58	3.14	0.70

Parent response options: 1 = Strongly Disagree, 2 = Disagree, 3 = Agree, 4 = Strongly Agree

Negatively worded items were reverse coded

*An asterisk indicates that there were fewer than 10 responses on an item, so results can not be shared due to data suppression

Fall 2023 Parent Scales



NORTH HARRISON R-III Fall 2023 Parent Item Results

School	Item Text	Item Percentile Rank	Item Average	Item Standard Deviation	Item Response Count
District	1. My child receives the educational support they need.	76	3.41	0.57	54
	2. My child's opinions are valued by teachers.	73	3.25	0.59	51
	3. My child has been taught in school about respect for other cultures.	80	3.35	0.56	48
	4. My child likes attending this school.	87	3.54	0.54	54
	5. My child is treated fairly at school.	79	3.36	0.71	53
	6. My child feels physically safe at this school.	90	3.57	0.54	54
	7. My child has been teased or bullied at school this year.	75	2.86	1.10	49
	8. My child's school building is in good condition.	72	3.34	0.66	50
	9. If my child has a problem, there is someone at school who can help.	69	3.38	0.77	53
	10. I receive communication about the school system's progress toward meeting its goals.	63	3.08	0.87	48
	11. I receive information about the educational services available to my child at school.	80	3.26	0.71	54
	12. I am asked for input about school decisions.	63	2.76	0.90	49
	13. I am comfortable talking to teachers at this school.	82	3.49	0.54	53
	14. I feel welcome at this school.	81	3.46	0.50	54
	15. I know who to contact or where to find contact information if I have questions or concerns about safety at my child's school.	70	3.45	0.57	53

Parent response options: 1 = Strongly Disagree, 2 = Disagree, 3 = Agree, 4 = Strongly Agree

Negatively worded items were reverse coded

*An asterisk indicates that there were fewer than 10 responses on an item, so results can not be shared due to data suppression

NORTH HARRISON R-III Fall 2023 Parent Item Results

School	Item Text	Item Percentile Rank	Item Average	Item Standard Deviation	Item Response Count
District	16. This school sets high expectations for all students.	71	3.24	0.71	51
	17. The school system provides school culture and climate data and reports periodically to all stakeholders.	94	3.25	0.89	28
	18. This school has programs that develop my child's self-control, responsibility, problem solving, and respect for others.	90	3.34	0.59	50
	19. There are programs available for the birth through prekindergarten population.	99	3.55	0.54	51
	20. This school provides the technology (devices, connectivity, support) necessary to promote student learning.	88	3.54	0.50	54
	21. This school recognizes the accomplishments of my child.	68	3.25	0.62	52
	22. This school has helped my child establish educational and career goals.	86	3.28	0.67	50
	23. This school prioritizes closing achievement gaps among students.	74	3.09	0.78	46
	24. This school values and respects differences among students and their families.	84	3.32	0.71	50
	25. This school treats all children the same regardless of their background.	60	3.02	0.91	50
	26. This school handles student discipline fairly.	58	2.92	0.84	49
	27. This school's environment promotes learning.	93	3.50	0.50	54
	28. My child's school promotes an environment of mutual respect among students.	84	3.30	0.74	50
29. The school system assures student voices are heard and respected.	90	3.28	0.69	46	
NORTH HARRISON	1. My child receives the educational support they need.	74	3.46	0.58	28

Parent response options: 1 = Strongly Disagree, 2 = Disagree, 3 = Agree, 4 = Strongly Agree

Negatively worded items were reverse coded

*An asterisk indicates that there were fewer than 10 responses on an item, so results can not be shared due to data suppression

NORTH HARRISON R-III Fall 2023 Parent Item Results

School	Item Text	Item Percentile Rank	Item Average	Item Standard Deviation	Item Response Count
NORTH HARRISON ELEM	2. My child's opinions are valued by teachers.	71	3.36	0.56	28
	3. My child has been taught in school about respect for other cultures.	77	3.36	0.57	25
	4. My child likes attending this school.	78	3.57	0.50	28
	5. My child is treated fairly at school.	76	3.43	0.63	28
	6. My child feels physically safe at this school.	90	3.64	0.49	28
	7. My child has been teased or bullied at school this year.	90	3.08	1.08	25
	8. My child's school building is in good condition.	69	3.37	0.74	27
	9. If my child has a problem, there is someone at school who can help.	74	3.48	0.58	27
	10. I receive communication about the school system's progress toward meeting its goals.	63	3.15	0.92	26
	11. I receive information about the educational services available to my child at school.	87	3.39	0.63	28
	12. I am asked for input about school decisions.	80	3.00	0.87	25
	13. I am comfortable talking to teachers at this school.	73	3.54	0.51	28
	14. I feel welcome at this school.	77	3.54	0.51	28
	15. I know who to contact or where to find contact information if I have questions or concerns about safety at my child's school.	79	3.54	0.51	28
	16. This school sets high expectations for all students.	58	3.19	0.80	26

Parent response options: 1 = Strongly Disagree, 2 = Disagree, 3 = Agree, 4 = Strongly Agree

Negatively worded items were reverse coded

*An asterisk indicates that there were fewer than 10 responses on an item, so results can not be shared due to data suppression

NORTH HARRISON R-III Fall 2023 Parent Item Results

School	Item Text	Item Percentile Rank	Item Average	Item Standard Deviation	Item Response Count
NORTH HARRISON ELEM	17. The school system provides school culture and climate data and reports periodically to all stakeholders.	94	3.29	0.77	17
	18. This school has programs that develop my child's self-control, responsibility, problem solving, and respect for others.	87	3.42	0.64	26
	19. There are programs available for the birth through prekindergarten population.	99	3.59	0.57	27
	20. This school provides the technology (devices, connectivity, support) necessary to promote student learning.	89	3.61	0.50	28
	21. This school recognizes the accomplishments of my child.	59	3.26	0.71	27
	22. This school has helped my child establish educational and career goals.	87	3.31	0.62	26
	23. This school prioritizes closing achievement gaps among students.	67	3.12	0.86	26
	24. This school values and respects differences among students and their families.	84	3.44	0.65	25
	25. This school treats all children the same regardless of their background.	57	3.15	0.92	26
	26. This school handles student discipline fairly.	48	2.96	0.90	27
	27. This school's environment promotes learning.	84	3.54	0.51	28
	28. My child's school promotes an environment of mutual respect among students.	76	3.37	0.79	27
	29. The school system assures student voices are heard and respected.	91	3.42	0.64	26
NORTH HARRISON HIGH	1. My child receives the educational support they need.	61	3.35	0.56	26
	2. My child's opinions are valued by teachers.	43	3.13	0.63	23

Parent response options: 1 = Strongly Disagree, 2 = Disagree, 3 = Agree, 4 = Strongly Agree

Negatively worded items were reverse coded

*An asterisk indicates that there were fewer than 10 responses on an item, so results can not be shared due to data suppression

NORTH HARRISON R-III Fall 2023 Parent Item Results

School	Item Text	Item Percentile Rank	Item Average	Item Standard Deviation	Item Response Count
NORTH HARRISON HIGH	3. My child has been taught in school about respect for other cultures.	74	3.35	0.57	23
	4. My child likes attending this school.	71	3.50	0.58	26
	5. My child is treated fairly at school.	55	3.28	0.79	25
	6. My child feels physically safe at this school.	73	3.50	0.58	26
	7. My child has been teased or bullied at school this year.	31	2.63	1.10	24
	8. My child's school building is in good condition.	60	3.30	0.56	23
	9. If my child has a problem, there is someone at school who can help.	48	3.27	0.92	26
	10. I receive communication about the school system's progress toward meeting its goals.	41	3.00	0.82	22
	11. I receive information about the educational services available to my child at school.	54	3.12	0.77	26
	12. I am asked for input about school decisions.	23	2.50	0.88	24
	13. I am comfortable talking to teachers at this school.	60	3.44	0.58	25
	14. I feel welcome at this school.	55	3.38	0.50	26
	15. I know who to contact or where to find contact information if I have questions or concerns about safety at my child's school.	51	3.36	0.64	25
	16. This school sets high expectations for all students.	70	3.28	0.61	25
	17. The school system provides school culture and climate data and reports periodically to all stakeholders.	88	3.18	1.08	11

Parent response options: 1 = Strongly Disagree, 2 = Disagree, 3 = Agree, 4 = Strongly Agree

Negatively worded items were reverse coded

*An asterisk indicates that there were fewer than 10 responses on an item, so results can not be shared due to data suppression

NORTH HARRISON R-III Fall 2023 Parent Item Results

School	Item Text	Item Percentile Rank	Item Average	Item Standard Deviation	Item Response Count
NORTH HARRISON HIGH	18. This school has programs that develop my child's self-control, responsibility, problem solving, and respect for others.	70	3.25	0.53	24
	19. There are programs available for the birth through prekindergarten population.	98	3.50	0.51	24
	20. This school provides the technology (devices, connectivity, support) necessary to promote student learning.	76	3.46	0.51	26
	21. This school recognizes the accomplishments of my child.	56	3.24	0.52	25
	22. This school has helped my child establish educational and career goals.	80	3.25	0.74	24
	23. This school prioritizes closing achievement gaps among students.	59	3.05	0.69	20
	24. This school values and respects differences among students and their families.	61	3.20	0.76	25
	25. This school treats all children the same regardless of their background.	31	2.88	0.90	24
	26. This school handles student discipline fairly.	38	2.86	0.77	22
	27. This school's environment promotes learning.	77	3.46	0.51	26
	28. My child's school promotes an environment of mutual respect among students.	58	3.22	0.67	23
	29. The school system assures student voices are heard and respected.	64	3.10	0.72	20

Parent response options: 1 = Strongly Disagree, 2 = Disagree, 3 = Agree, 4 = Strongly Agree

Negatively worded items were reverse coded

*An asterisk indicates that there were fewer than 10 responses on an item, so results can not be shared due to data suppression

NORTH HARRISON R-III Fall 2023 Parent Items by Scale

Scale	Item Text	School											
		District				NORTH HARRISON ELEM				NORTH HARRISON HIGH			
		Item Percentile Rank	Item Average	Item Standard Deviation	Item Response Count	Item Percentile Rank	Item Average	Item Standard Deviation	Item Response Count	Item Percentile Rank	Item Average	Item Standard Deviation	Item Response Count
Positive School Climate	1. My child receives the educational support they need.	76	3.41	0.57	54	74	3.46	0.58	28	61	3.35	0.56	26
	2. My child's opinions are valued by teachers.	73	3.25	0.59	51	71	3.36	0.56	28	43	3.13	0.63	23
	3. My child has been taught in school about respect for other cultures.	80	3.35	0.56	48	77	3.36	0.57	25	74	3.35	0.57	23
	4. My child likes attending this school.	87	3.54	0.54	54	78	3.57	0.50	28	71	3.50	0.58	26
	5. My child is treated fairly at school.	79	3.36	0.71	53	76	3.43	0.63	28	55	3.28	0.79	25
	6. My child feels physically safe at this school.	90	3.57	0.54	54	90	3.64	0.49	28	73	3.50	0.58	26
	7. My child has been teased or bullied at school this year.	75	2.86	1.10	49	90	3.08	1.08	25	31	2.63	1.10	24
	8. My child's school building is in good condition.	72	3.34	0.66	50	69	3.37	0.74	27	60	3.30	0.56	23
	9. If my child has a problem, there is someone at school who can help.	69	3.38	0.77	53	74	3.48	0.58	27	48	3.27	0.92	26
	13. I am comfortable talking to teachers at this school.	82	3.49	0.54	53	73	3.54	0.51	28	60	3.44	0.58	25
	14. I feel welcome at this school.	81	3.46	0.50	54	77	3.54	0.51	28	55	3.38	0.50	26
	15. I know who to contact or where to find contact information if I have questions ..	70	3.45	0.57	53	79	3.54	0.51	28	51	3.36	0.64	25
20. This school provides the technology (devices, connectivity, support) necessar..	88	3.54	0.50	54	89	3.61	0.50	28	76	3.46	0.51	26	
27. This school's environment promotes learning.	93	3.50	0.50	54	84	3.54	0.51	28	77	3.46	0.51	26	
School Communication	10. I receive communication about the school system's progress toward meeting its go..	63	3.08	0.87	48	63	3.15	0.92	26	41	3.00	0.82	22
	11. I receive information about the educational services available to my child at school.	80	3.26	0.71	54	87	3.39	0.63	28	54	3.12	0.77	26
	12. I am asked for input about school decisions.	63	2.76	0.90	49	80	3.00	0.87	25	23	2.50	0.88	24

Parent response options: 1 = Strongly Disagree, 2 = Disagree, 3 = Agree, 4 = Strongly Agree

Negatively worded items were reverse coded

*An asterisk indicates that there were fewer than 10 responses on an item, so results can not be shared due to data suppression

NORTH HARRISON R-III Fall 2023 Parent Items by Scale

Scale	Item Text	District				School				NORTH HARRISON HIGH			
		Item Percentile Rank	Item Average	Item Standard Deviation	Item Response Count	Item Percentile Rank	Item Average	Item Standard Deviation	Item Response Count	Item Percentile Rank	Item Average	Item Standard Deviation	Item Response Count
School Communication	17. The school system provides school culture and climate data and reports periodically to all st..	94	3.25	0.89	28	94	3.29	0.77	17	88	3.18	1.08	11
	19. There are programs available for the birth through prekindergarten population.	99	3.55	0.54	51	99	3.59	0.57	27	98	3.50	0.51	24
Student Respect, Value, and Recognition	16. This school sets high expectations for all students.	71	3.24	0.71	51	58	3.19	0.80	26	70	3.28	0.61	25
	18. This school has programs that develop my child's self-control, responsibility, pro..	90	3.34	0.59	50	87	3.42	0.64	26	70	3.25	0.53	24
	21. This school recognizes the accomplishments of my child.	68	3.25	0.62	52	59	3.26	0.71	27	56	3.24	0.52	25
	22. This school has helped my child establish educational and career goals.	86	3.28	0.67	50	87	3.31	0.62	26	80	3.25	0.74	24
	23. This school prioritizes closing achievement gaps among students.	74	3.09	0.78	46	67	3.12	0.86	26	59	3.05	0.69	20
	24. This school values and respects differences among students and their families.	84	3.32	0.71	50	84	3.44	0.65	25	61	3.20	0.76	25
	25. This school treats all children the same regardless of their background.	60	3.02	0.91	50	57	3.15	0.92	26	31	2.88	0.90	24
	26. This school handles student discipline fairly.	58	2.92	0.84	49	48	2.96	0.90	27	38	2.86	0.77	22
	28. My child's school promotes an environment of mutual respect among students.	84	3.30	0.74	50	76	3.37	0.79	27	58	3.22	0.67	23
29. The school system assures student voices are heard and respected.	90	3.28	0.69	46	91	3.42	0.64	26	64	3.10	0.72	20	

Parent response options: 1 = Strongly Disagree, 2 = Disagree, 3 = Agree, 4 = Strongly Agree

Negatively worded items were reverse coded

*An asterisk indicates that there were fewer than 10 responses on an item, so results can not be shared due to data suppression

NORTH HARRISON R-III All Parent Scale Results

Scale	School	Scale Average		Scale Standard Deviation		Scale Percentile Rank	
		Fall 2022	Fall 2023	Fall 2022	Fall 2023	Fall 2022	Fall 2023
Positive School Climate	District	3.35	3.40	0.69	0.65	78	82
	NORTH HARRISON ELEM	3.54	3.47	0.67	0.61	91	83
	NORTH HARRISON HIGH	3.20	3.32	0.67	0.69	42	60
School Communication	District	2.97	3.18	0.86	0.82	69	89
	NORTH HARRISON ELEM	3.19	3.29	0.98	0.78	86	93
	NORTH HARRISON HIGH	2.79	3.05	0.71	0.85	32	70
Student Respect, Value, and Recognition	District	3.09	3.20	0.83	0.74	64	81
	NORTH HARRISON ELEM	3.42	3.26	0.78	0.77	88	75
	NORTH HARRISON HIGH	2.84	3.14	0.78	0.70	24	58

Staff response options: 1 = Strongly Disagree, 2 = Disagree, 3 = Agree, 4 = Strongly Agree

Negatively worded items were reverse coded

*An asterisk indicates that there were fewer than 10 responses on an item, so results can not be shared due to data suppression

NORTH HARRISON R-III All Parent Item Results

Item Text	School	Item Average		Item Standard Deviation		Item Response Count	
		Fall 2022	Fall 2023	Fall 2022	Fall 2023	Fall 2022	Fall 2023
1. My child receives the educational support they need.	District	3.32	3.41	0.72	0.57	41	54
	NORTH HARRISON ELEM	3.44	3.46	0.92	0.58	18	28
	NORTH HARRISON HIGH	3.22	3.35	0.52	0.56	23	26
2. My child's opinions are valued by teachers.	District	3.24	3.25	0.70	0.59	41	51
	NORTH HARRISON ELEM	3.56	3.36	0.70	0.56	18	28
	NORTH HARRISON HIGH	3.00	3.13	0.60	0.63	23	23
3. My child has been taught in school about respect for other cultures.	District	3.05	3.35	0.77	0.56	41	48
	NORTH HARRISON ELEM	3.28	3.36	0.83	0.57	18	25
	NORTH HARRISON HIGH	2.87	3.35	0.69	0.57	23	23
4. My child likes attending this school.	District	3.51	3.54	0.64	0.54	41	54
	NORTH HARRISON ELEM	3.67	3.57	0.49	0.50	18	28
	NORTH HARRISON HIGH	3.39	3.50	0.72	0.58	23	26
5. My child is treated fairly at school.	District	3.40	3.36	0.63	0.71	40	53
	NORTH HARRISON ELEM	3.59	3.43	0.62	0.63	17	28
	NORTH HARRISON HIGH	3.26	3.28	0.62	0.79	23	25
6. My child feels physically safe at this school.	District	3.61	3.57	0.49	0.54	41	54
	NORTH HARRISON ELEM	3.72	3.64	0.46	0.49	18	28
	NORTH HARRISON HIGH	3.52	3.50	0.51	0.58	23	26
7. My child has been teased or bullied at school this year.	District	2.85	2.86	0.91	1.10	41	49
	NORTH HARRISON ELEM	2.83	3.08	0.92	1.08	18	25

Staff response options: 1 = Strongly Disagree, 2 = Disagree, 3 = Agree, 4 = Strongly Agree

Negatively worded items were reverse coded

*An asterisk indicates that there were fewer than 10 responses on an item, so results can not be shared due to data suppression

NORTH HARRISON R-III All Parent Item Results

Item Text	School	Item Average		Item Standard Deviation		Item Response Count	
		Fall 2022	Fall 2023	Fall 2022	Fall 2023	Fall 2022	Fall 2023
7. My child has been teased or bullied at school this year.	NORTH HARRISON HIGH	2.87	2.63	0.92	1.10	23	24
8. My child's school building is in good condition.	District	3.37	3.34	0.62	0.66	41	50
	NORTH HARRISON ELEM	3.39	3.37	0.70	0.74	18	27
	NORTH HARRISON HIGH	3.35	3.30	0.57	0.56	23	23
9. If my child has a problem, there is someone at school who can help.	District	3.39	3.38	0.63	0.77	41	53
	NORTH HARRISON ELEM	3.67	3.48	0.49	0.58	18	27
	NORTH HARRISON HIGH	3.17	3.27	0.65	0.92	23	26
10. I receive communication about the school system's progress toward meeting its goals.	District	3.02	3.08	0.76	0.87	41	48
	NORTH HARRISON ELEM	3.17	3.15	0.99	0.92	18	26
	NORTH HARRISON HIGH	2.91	3.00	0.51	0.82	23	22
11. I receive information about the educational services available to my child at school.	District	3.12	3.26	0.78	0.71	41	54
	NORTH HARRISON ELEM	3.39	3.39	0.85	0.63	18	28
	NORTH HARRISON HIGH	2.91	3.12	0.67	0.77	23	26
12. I am asked for input about school decisions.	District	2.60	2.76	0.87	0.90	40	49
	NORTH HARRISON ELEM	2.82	3.00	1.07	0.87	17	25
	NORTH HARRISON HIGH	2.43	2.50	0.66	0.88	23	24
13. I am comfortable talking to teachers at this school.	District	3.46	3.49	0.64	0.54	41	53
	NORTH HARRISON ELEM	3.72	3.54	0.46	0.51	18	28
	NORTH HARRISON HIGH	3.26	3.44	0.69	0.58	23	25
14. I feel welcome at this school.	District	3.38	3.46	0.81	0.50	40	54

Staff response options: 1 = Strongly Disagree, 2 = Disagree, 3 = Agree, 4 = Strongly Agree

Negatively worded items were reverse coded

*An asterisk indicates that there were fewer than 10 responses on an item, so results can not be shared due to data suppression

NORTH HARRISON R-III All Parent Item Results

Item Text	School	Item Average		Item Standard Deviation		Item Response Count	
		Fall 2022	Fall 2023	Fall 2022	Fall 2023	Fall 2022	Fall 2023
14. I feel welcome at this school.	NORTH HARRISON ELEM	3.65	3.54	0.61	0.51	17	28
	NORTH HARRISON HIGH	3.17	3.38	0.89	0.50	23	26
15. I know who to contact or where to find contact information if I have questions or concerns about safety at my child's school.	District	3.50	3.45	0.60	0.57	40	53
	NORTH HARRISON ELEM	3.76	3.54	0.44	0.51	17	28
	NORTH HARRISON HIGH	3.30	3.36	0.63	0.64	23	25
16. This school sets high expectations for all students.	District	3.20	3.24	0.81	0.71	41	51
	NORTH HARRISON ELEM	3.56	3.19	0.78	0.80	18	26
	NORTH HARRISON HIGH	2.91	3.28	0.73	0.61	23	25
17. The school system provides school culture and climate data and reports periodically to all stakeholders.	District	2.78	3.25	0.92	0.89	40	28
	NORTH HARRISON ELEM	3.00	3.29	1.08	0.77	18	17
	NORTH HARRISON HIGH	2.59	3.18	0.73	1.08	22	11
18. This school has programs that develop my child's self-control, responsibility, problem solving, and respect for others.	District	3.20	3.34	0.75	0.59	41	50
	NORTH HARRISON ELEM	3.50	3.42	0.71	0.64	18	26
	NORTH HARRISON HIGH	2.96	3.25	0.71	0.53	23	24
19. There are programs available for the birth through prekindergarten population.	District	3.29	3.55	0.81	0.54	41	51
	NORTH HARRISON ELEM	3.56	3.59	0.78	0.57	18	27
	NORTH HARRISON HIGH	3.09	3.50	0.79	0.51	23	24
20. This school provides the technology (devices, connectivity, support) necessary to promote student learning.	District	3.42	3.54	0.59	0.50	40	54
	NORTH HARRISON ELEM	3.72	3.61	0.57	0.50	18	28
	NORTH HARRISON HIGH	3.18	3.46	0.50	0.51	22	26

Staff response options: 1 = Strongly Disagree, 2 = Disagree, 3 = Agree, 4 = Strongly Agree

Negatively worded items were reverse coded

*An asterisk indicates that there were fewer than 10 responses on an item, so results can not be shared due to data suppression

NORTH HARRISON R-III All Parent Item Results

Item Text	School	Item Average		Item Standard Deviation		Item Response Count	
		Fall 2022	Fall 2023	Fall 2022	Fall 2023	Fall 2022	Fall 2023
21. This school recognizes the accomplishments of my child.	District	3.22	3.25	0.76	0.62	41	52
	NORTH HARRISON ELEM	3.67	3.26	0.49	0.71	18	27
	NORTH HARRISON HIGH	2.87	3.24	0.76	0.52	23	25
22. This school has helped my child establish educational and career goals.	District	3.29	3.28	0.64	0.67	41	50
	NORTH HARRISON ELEM	3.67	3.31	0.49	0.62	18	26
	NORTH HARRISON HIGH	3.00	3.25	0.60	0.74	23	24
23. This school prioritizes closing achievement gaps among students.	District	3.02	3.09	0.91	0.78	41	46
	NORTH HARRISON ELEM	3.39	3.12	0.85	0.86	18	26
	NORTH HARRISON HIGH	2.74	3.05	0.86	0.69	23	20
24. This school values and respects differences among students and their families.	District	3.15	3.32	0.85	0.71	41	50
	NORTH HARRISON ELEM	3.50	3.44	0.71	0.65	18	25
	NORTH HARRISON HIGH	2.87	3.20	0.87	0.76	23	25
25. This school treats all children the same regardless of their background.	District	2.90	3.02	1.08	0.91	40	50
	NORTH HARRISON ELEM	3.17	3.15	1.04	0.92	18	26
	NORTH HARRISON HIGH	2.68	2.88	1.09	0.90	22	24
26. This school handles student discipline fairly.	District	2.77	2.92	0.87	0.84	39	49
	NORTH HARRISON ELEM	2.88	2.96	1.05	0.90	17	27
	NORTH HARRISON HIGH	2.68	2.86	0.72	0.77	22	22
27. This school's environment promotes learning.	District	3.34	3.50	0.53	0.50	41	54
	NORTH HARRISON ELEM	3.56	3.54	0.51	0.51	18	28

Staff response options: 1 = Strongly Disagree, 2 = Disagree, 3 = Agree, 4 = Strongly Agree

Negatively worded items were reverse coded

*An asterisk indicates that there were fewer than 10 responses on an item, so results can not be shared due to data suppression

NORTH HARRISON R-III All Parent Item Results

Item Text	School	Item Average		Item Standard Deviation		Item Response Count	
		Fall 2022	Fall 2023	Fall 2022	Fall 2023	Fall 2022	Fall 2023
27. This school's environment promotes learning.	NORTH HARRISON HIGH	3.17	3.46	0.49	0.51	23	26
28. My child's school promotes an environment of mutual respect among students.	District	3.10	3.30	0.80	0.74	41	50
	NORTH HARRISON ELEM	3.44	3.37	0.70	0.79	18	27
	NORTH HARRISON HIGH	2.83	3.22	0.78	0.67	23	23
29. The school system assures student voices are heard and respected.	District	3.08	3.28	0.73	0.69	40	46
	NORTH HARRISON ELEM	3.39	3.42	0.70	0.64	18	26
	NORTH HARRISON HIGH	2.82	3.10	0.66	0.72	22	20

Staff response options: 1 = Strongly Disagree, 2 = Disagree, 3 = Agree, 4 = Strongly Agree

Negatively worded items were reverse coded

*An asterisk indicates that there were fewer than 10 responses on an item, so results can not be shared due to data suppression

NORTH HARRISON R-III Fall 2023 Staff Scale Results

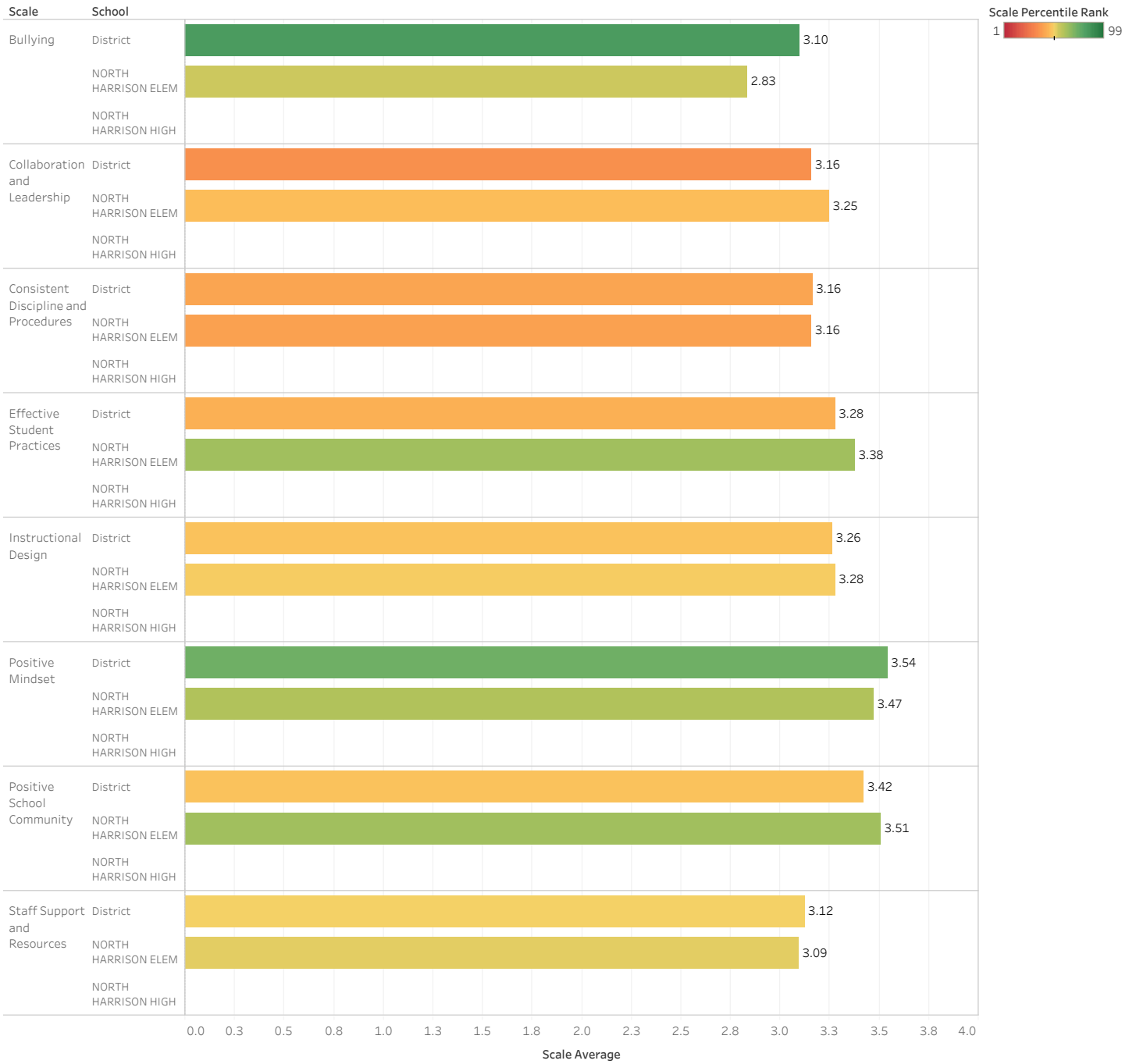
Scale	School	Scale Percentile Rank	Scale Average	Scale Standard Deviation
Bullying	District	83	3.10	0.76
	NORTH HARRISON ELEM	55	2.83	0.79
	NORTH HARRISON HIGH	*	*	*
Collaboration and Leadership	District	34	3.16	0.79
	NORTH HARRISON ELEM	46	3.25	0.61
	NORTH HARRISON HIGH	*	*	*
Consistent Discipline and Procedures	District	40	3.16	0.70
	NORTH HARRISON ELEM	39	3.16	0.65
	NORTH HARRISON HIGH	*	*	*
Effective Student Practices	District	43	3.28	0.64
	NORTH HARRISON ELEM	63	3.38	0.56
	NORTH HARRISON HIGH	*	*	*
Instructional Design	District	47	3.26	0.59
	NORTH HARRISON ELEM	49	3.28	0.54
	NORTH HARRISON HIGH	*	*	*
Positive Mindset	District	73	3.54	0.55
	NORTH HARRISON ELEM	60	3.47	0.56
	NORTH HARRISON HIGH	*	*	*
Positive School Community	District	47	3.42	0.64
	NORTH HARRISON ELEM	63	3.51	0.60
	NORTH HARRISON HIGH	*	*	*
Staff Support and Resources	District	50	3.12	0.69
	NORTH HARRISON ELEM	52	3.09	0.66
	NORTH HARRISON HIGH	*	*	*

Staff response options: 1 = Strongly Disagree, 2 = Disagree, 3 = Agree, 4 = Strongly Agree

Negatively worded items were reverse coded

*An asterisk indicates that there were fewer than 10 responses on an item, so results can not be shared due to data suppression

Fall 2023 Staff Scales



NORTH HARRISON R-III Fall 2023 Staff Item Results

School	Item Text	Item Percentile Rank	Item Average	Item Standard Deviation	Item Response Count
District	1. The school's mission is clear.	88	3.69	0.48	16
	2. My principal fosters a shared vision and a sense of community and cooperation at this school.	22	3.25	0.58	16
	3. There are open channels of communication among students, staff, and administrators.	23	3.06	0.83	17
	4. Staff help formulate schoolwide decisions and policies.	48	3.06	0.93	16
	5. Staff actively collaborate to improve student outcomes.	43	3.31	0.79	16
	6. School leadership addresses differences in achievement between student groups.	49	3.20	0.86	15
	7. The school system provides school culture and climate data and reports periodically to all stakeholders.	94	3.45	0.52	11
	8. Student's level of prior knowledge is assessed before initiating instruction.	50	3.19	0.40	16
	9. An assessment is used that provides timely feedback on specific knowledge and skills for individual students.	63	3.41	0.51	17
	10. Teachers use assessment data to evaluate and align curriculum.	48	3.31	0.48	16
	11. Teachers routinely adjust instructional strategies based on data.	63	3.40	0.51	15
	12. Educators work in collaborative teams to develop curriculum and/or design lessons.	26	3.00	0.89	16
	13. School administrators give useful feedback on instructional practices.	50	3.19	0.75	16
	14. There is collaboration among staff in our school.	16	3.06	0.83	17
	15. This school provides teachers time and support for planning.	69	3.29	0.47	17
	16. Professional development activities focus on best practices to improve student achievement.	36	3.06	0.75	17
	17. This school encourages students to think critically.	60	3.29	0.59	17
	18. Student opinions are valued by teachers and administrators.	30	3.18	0.53	17

Staff response options: 1 = Strongly Disagree, 2 = Disagree, 3 = Agree, 4 = Strongly Agree

Negatively worded items were reverse coded

*An asterisk indicates that there were fewer than 10 responses on an item, so results can not be shared due to data suppression

NORTH HARRISON R-III Fall 2023 Staff Item Results

School	Item Text	Item Percentile Rank	Item Average	Item Standard Deviation	Item Response Count
District	19. This school recognizes and acknowledges student academic achievement.	27	3.29	0.69	17
	20. This school treats students fairly.	27	3.24	0.75	17
	21. This school teaches and reinforces student self-discipline and responsibility.	72	3.35	0.61	17
	22. Staff use effective practices to promote positive behavior.	39	3.29	0.59	17
	23. There are high expectations for student achievement at this school.	45	3.24	0.83	17
	24. All students receive high-quality instruction.	41	3.18	0.53	17
	25. This school makes students feel they belong.	55	3.47	0.62	17
	26. Educator teams address positive classroom learning environments.	32	3.19	0.75	16
	27. Relevant, high-quality career technical education and/or advanced professional studies are provided based upon Individual Career Academic Plans.	48	3.13	0.64	15
	28. Materials, resources, and professional development needed to work with special education students are provided.	51	3.13	0.72	16
	29. Effective resources and training are provided for teaching students across different languages and cultures.	38	2.71	0.91	14
	30. Instructional materials are up to date and in good condition.	29	2.93	0.59	15
	31. The school provides the technology (i.e., devices, connectivity, support) necessary to promote student learning.	69	3.59	0.51	17
	32. This school allocates resources to support student learning and engagement.	47	3.38	0.50	16
	33. Learning supports and services in my school meet the needs of all students.	40	3.12	0.60	17
	34. This school building is well-maintained.	75	3.41	0.62	17
35. This school allocates space in ways that maximize student learning.	37	3.18	0.64	17	
36. Effective channels are in place for parents and community to communicate with the school.	29	3.35	0.79	17	

Staff response options: 1 = Strongly Disagree, 2 = Disagree, 3 = Agree, 4 = Strongly Agree

Negatively worded items were reverse coded

*An asterisk indicates that there were fewer than 10 responses on an item, so results can not be shared due to data suppression

NORTH HARRISON R-III Fall 2023 Staff Item Results

School	Item Text	Item Percentile Rank	Item Average	Item Standard Deviation	Item Response Count
District	37. Parents are viewed as partners in the educational process at this school.	13	3.13	0.89	16
	38. Parents are encouraged to discuss their child's educational needs with school staff.	16	3.29	0.59	17
	39. Staff are intentional in building and maintaining relationships with all students.	50	3.53	0.62	17
	40. This school places value on and respects differences among students and their families.	48	3.41	0.62	17
	41. There are schoolwide practices to foster self-care and wellbeing among staff.	43	2.94	0.90	17
	42. There is a clear set of rules regarding student behavior at this school.	45	3.18	0.64	17
	43. Staff in our school respond to inappropriate behaviors quickly and effectively.	20	3.00	0.71	17
	44. Bullying via electronic means or devices is a problem at this school.	75	3.00	0.76	15
	45. Bullying is a problem at this school.	92	3.20	0.77	15
	46. Rules concerning student conduct are fair.	46	3.29	0.47	17
	47. This school's discipline is fairly applied.	23	3.00	0.89	16
	48. There are clear procedures for handling school emergencies.	29	3.24	0.75	17
	49. There is a school plan to handle emergencies that addresses the mental health needs of students and staff in any crisis.	68	3.31	0.75	13
	50. I usually look forward to each working day as an educator.	53	3.29	0.59	17
	51. I believe I can positively affect student performance.	71	3.65	0.49	17
	52. I have the skills necessary to meet the needs of all learners in my classroom.	75	3.56	0.51	16
	53. I feel supported by the people I work with.	36	3.29	0.69	17
	54. I feel like I belong at this school.	71	3.56	0.51	16

Staff response options: 1 = Strongly Disagree, 2 = Disagree, 3 = Agree, 4 = Strongly Agree

Negatively worded items were reverse coded

*An asterisk indicates that there were fewer than 10 responses on an item, so results can not be shared due to data suppression

NORTH HARRISON R-III Fall 2023 Staff Item Results

School	Item Text	Item Percentile Rank	Item Average	Item Standard Deviation	Item Response Count
District	55. I am treated with respect at this school.	75	3.56	0.51	16
	56. I know how to support my students who are experiencing trauma.	73	3.31	0.60	16
	57. I recognize that students in my school are in different educational levels.	41	3.65	0.49	17
	58. I emphasize the importance of effort with students.	79	3.76	0.44	17
	59. I feel safe at this school.	89	3.75	0.45	16
	60. The school system assures student voices are heard and respected.	72	3.31	0.60	16
NORTH HARRISON ELEM	1. The school's mission is clear.	82	3.70	0.48	10
	2. My principal fosters a shared vision and a sense of community and cooperation at this school.	*	*	*	*
	3. There are open channels of communication among students, staff, and administrators.	26	3.00	0.67	10
	4. Staff help formulate schoolwide decisions and policies.	*	*	*	*
	5. Staff actively collaborate to improve student outcomes.	*	*	*	*
	6. School leadership addresses differences in achievement between student groups.	*	*	*	*
	7. The school system provides school culture and climate data and reports periodically to all stakeholders.	*	*	*	*
	8. Student's level of prior knowledge is assessed before initiating instruction.	48	3.20	0.42	10
	9. An assessment is used that provides timely feedback on specific knowledge and skills for individual students.	62	3.40	0.52	10
	10. Teachers use assessment data to evaluate and align curriculum.	*	*	*	*
	11. Teachers routinely adjust instructional strategies based on data.	*	*	*	*
	12. Educators work in collaborative teams to develop curriculum and/or design lessons.	*	*	*	*

Staff response options: 1 = Strongly Disagree, 2 = Disagree, 3 = Agree, 4 = Strongly Agree

Negatively worded items were reverse coded

*An asterisk indicates that there were fewer than 10 responses on an item, so results can not be shared due to data suppression

NORTH HARRISON R-III Fall 2023 Staff Item Results

School	Item Text	Item Percentile Rank	Item Average	Item Standard Deviation	Item Response Count
NORTH HARRISON ELEM	13. School administrators give useful feedback on instructional practices.	*	*	*	*
	14. There is collaboration among staff in our school.	33	3.20	0.63	10
	15. This school provides teachers time and support for planning.	61	3.20	0.42	10
	16. Professional development activities focus on best practices to improve student achievement.	62	3.20	0.42	10
	17. This school encourages students to think critically.	73	3.40	0.52	10
	18. Student opinions are valued by teachers and administrators.	42	3.20	0.63	10
	19. This school recognizes and acknowledges student academic achievement.	60	3.50	0.53	10
	20. This school treats students fairly.	39	3.30	0.67	10
	21. This school teaches and reinforces student self-discipline and responsibility.	69	3.40	0.52	10
	22. Staff use effective practices to promote positive behavior.	60	3.40	0.52	10
	23. There are high expectations for student achievement at this school.	72	3.50	0.53	10
	24. All students receive high-quality instruction.	48	3.20	0.63	10
	25. This school makes students feel they belong.	58	3.50	0.71	10
	26. Educator teams address positive classroom learning environments.	*	*	*	*
	27. Relevant, high-quality career technical education and/or advanced professional studies are provided based upon Individual Career Academic Plans.	*	*	*	*
	28. Materials, resources, and professional development needed to work with special education students are provided.	*	*	*	*
29. Effective resources and training are provided for teaching students across different languages and cultures.	*	*	*	*	
30. Instructional materials are up to date and in good condition.	*	*	*	*	

Staff response options: 1 = Strongly Disagree, 2 = Disagree, 3 = Agree, 4 = Strongly Agree

Negatively worded items were reverse coded

*An asterisk indicates that there were fewer than 10 responses on an item, so results can not be shared due to data suppression

NORTH HARRISON R-III Fall 2023 Staff Item Results

School	Item Text	Item Percentile Rank	Item Average	Item Standard Deviation	Item Response Count
NORTH HARRISON ELEM	31. The school provides the technology (i.e., devices, connectivity, support) necessary to promote student learning.	59	3.50	0.53	10
	32. This school allocates resources to support student learning and engagement.	*	*	*	*
	33. Learning supports and services in my school meet the needs of all students.	58	3.20	0.63	10
	34. This school building is well-maintained.	74	3.40	0.70	10
	35. This school allocates space in ways that maximize student learning.	46	3.20	0.63	10
	36. Effective channels are in place for parents and community to communicate with the school.	75	3.60	0.52	10
	37. Parents are viewed as partners in the educational process at this school.	47	3.30	0.67	10
	38. Parents are encouraged to discuss their child's educational needs with school staff.	25	3.30	0.67	10
	39. Staff are intentional in building and maintaining relationships with all students.	64	3.60	0.70	10
	40. This school places value on and respects differences among students and their families.	62	3.50	0.71	10
	41. There are schoolwide practices to foster self-care and wellbeing among staff.	57	3.00	0.82	10
	42. There is a clear set of rules regarding student behavior at this school.	41	3.10	0.57	10
	43. Staff in our school respond to inappropriate behaviors quickly and effectively.	40	3.10	0.57	10
	44. Bullying via electronic means or devices is a problem at this school.	*	*	*	*
	45. Bullying is a problem at this school.	*	*	*	*
	46. Rules concerning student conduct are fair.	34	3.20	0.42	10
	47. This school's discipline is fairly applied.	*	*	*	*
	48. There are clear procedures for handling school emergencies.	23	3.20	0.92	10

Staff response options: 1 = Strongly Disagree, 2 = Disagree, 3 = Agree, 4 = Strongly Agree

Negatively worded items were reverse coded

*An asterisk indicates that there were fewer than 10 responses on an item, so results can not be shared due to data suppression

NORTH HARRISON R-III Fall 2023 Staff Item Results

School	Item Text	Item Percentile Rank	Item Average	Item Standard Deviation	Item Response Count
NORTH HARRISON ELEM	49. There is a school plan to handle emergencies that addresses the mental health needs of students and staff in any crisis.	*	*	*	*
	50. I usually look forward to each working day as an educator.	46	3.20	0.63	10
	51. I believe I can positively affect student performance.	63	3.60	0.52	10
	52. I have the skills necessary to meet the needs of all learners in my classroom.	*	*	*	*
	53. I feel supported by the people I work with.	24	3.10	0.74	10
	54. I feel like I belong at this school.	*	*	*	*
	55. I am treated with respect at this school.	*	*	*	*
	56. I know how to support my students who are experiencing trauma.	*	*	*	*
	57. I recognize that students in my school are in different educational levels.	32	3.60	0.52	10
	58. I emphasize the importance of effort with students.	53	3.70	0.48	10
	59. I feel safe at this school.	*	*	*	*
	60. The school system assures student voices are heard and respected.	*	*	*	*
NORTH HARRISON HIGH	1. The school's mission is clear.	*	*	*	*
	2. My principal fosters a shared vision and a sense of community and cooperation at this school.	*	*	*	*
	3. There are open channels of communication among students, staff, and administrators.	*	*	*	*
	4. Staff help formulate schoolwide decisions and policies.	*	*	*	*
	5. Staff actively collaborate to improve student outcomes.	*	*	*	*
	6. School leadership addresses differences in achievement between student groups.	*	*	*	*

Staff response options: 1 = Strongly Disagree, 2 = Disagree, 3 = Agree, 4 = Strongly Agree

Negatively worded items were reverse coded

*An asterisk indicates that there were fewer than 10 responses on an item, so results can not be shared due to data suppression

NORTH HARRISON R-III Fall 2023 Staff Item Results

School	Item Text	Item Percentile Rank	Item Average	Item Standard Deviation	Item Response Count
NORTH HARRISON HIGH	7. The school system provides school culture and climate data and reports periodically to all stakeholders.	*	*	*	*
	8. Student's level of prior knowledge is assessed before initiating instruction.	*	*	*	*
	9. An assessment is used that provides timely feedback on specific knowledge and skills for individual students.	*	*	*	*
	10. Teachers use assessment data to evaluate and align curriculum.	*	*	*	*
	11. Teachers routinely adjust instructional strategies based on data.	*	*	*	*
	12. Educators work in collaborative teams to develop curriculum and/or design lessons.	*	*	*	*
	13. School administrators give useful feedback on instructional practices.	*	*	*	*
	14. There is collaboration among staff in our school.	*	*	*	*
	15. This school provides teachers time and support for planning.	*	*	*	*
	16. Professional development activities focus on best practices to improve student achievement.	*	*	*	*
	17. This school encourages students to think critically.	*	*	*	*
	18. Student opinions are valued by teachers and administrators.	*	*	*	*
	19. This school recognizes and acknowledges student academic achievement.	*	*	*	*
	20. This school treats students fairly.	*	*	*	*
	21. This school teaches and reinforces student self-discipline and responsibility.	*	*	*	*
	22. Staff use effective practices to promote positive behavior.	*	*	*	*
	23. There are high expectations for student achievement at this school.	*	*	*	*
	24. All students receive high-quality instruction.	*	*	*	*

Staff response options: 1 = Strongly Disagree, 2 = Disagree, 3 = Agree, 4 = Strongly Agree

Negatively worded items were reverse coded

*An asterisk indicates that there were fewer than 10 responses on an item, so results can not be shared due to data suppression

NORTH HARRISON R-III Fall 2023 Staff Item Results

School	Item Text	Item Percentile Rank	Item Average	Item Standard Deviation	Item Response Count
NORTH HARRISON HIGH	25. This school makes students feel they belong.	*	*	*	*
	26. Educator teams address positive classroom learning environments.	*	*	*	*
	27. Relevant, high-quality career technical education and/or advanced professional studies are provided based upon Individual Career Academic Plans.	*	*	*	*
	28. Materials, resources, and professional development needed to work with special education students are provided.	*	*	*	*
	29. Effective resources and training are provided for teaching students across different languages and cultures.	*	*	*	*
	30. Instructional materials are up to date and in good condition.	*	*	*	*
	31. The school provides the technology (i.e., devices, connectivity, support) necessary to promote student learning.	*	*	*	*
	32. This school allocates resources to support student learning and engagement.	*	*	*	*
	33. Learning supports and services in my school meet the needs of all students.	*	*	*	*
	34. This school building is well-maintained.	*	*	*	*
	35. This school allocates space in ways that maximize student learning.	*	*	*	*
	36. Effective channels are in place for parents and community to communicate with the school.	*	*	*	*
	37. Parents are viewed as partners in the educational process at this school.	*	*	*	*
	38. Parents are encouraged to discuss their child's educational needs with school staff.	*	*	*	*
	39. Staff are intentional in building and maintaining relationships with all students.	*	*	*	*
	40. This school places value on and respects differences among students and their families.	*	*	*	*
	41. There are schoolwide practices to foster self-care and wellbeing among staff.	*	*	*	*
	42. There is a clear set of rules regarding student behavior at this school.	*	*	*	*

Staff response options: 1 = Strongly Disagree, 2 = Disagree, 3 = Agree, 4 = Strongly Agree

Negatively worded items were reverse coded

*An asterisk indicates that there were fewer than 10 responses on an item, so results can not be shared due to data suppression

NORTH HARRISON R-III Fall 2023 Staff Item Results

School	Item Text	Item Percentile Rank	Item Average	Item Standard Deviation	Item Response Count
NORTH HARRISON HIGH	43. Staff in our school respond to inappropriate behaviors quickly and effectively.	*	*	*	*
	44. Bullying via electronic means or devices is a problem at this school.	*	*	*	*
	45. Bullying is a problem at this school.	*	*	*	*
	46. Rules concerning student conduct are fair.	*	*	*	*
	47. This school's discipline is fairly applied.	*	*	*	*
	48. There are clear procedures for handling school emergencies.	*	*	*	*
	49. There is a school plan to handle emergencies that addresses the mental health needs of students and staff in any crisis.	*	*	*	*
	50. I usually look forward to each working day as an educator.	*	*	*	*
	51. I believe I can positively affect student performance.	*	*	*	*
	52. I have the skills necessary to meet the needs of all learners in my classroom.	*	*	*	*
	53. I feel supported by the people I work with.	*	*	*	*
	54. I feel like I belong at this school.	*	*	*	*
	55. I am treated with respect at this school.	*	*	*	*
	56. I know how to support my students who are experiencing trauma.	*	*	*	*
	57. I recognize that students in my school are in different educational levels.	*	*	*	*
	58. I emphasize the importance of effort with students.	*	*	*	*
	59. I feel safe at this school.	*	*	*	*
	60. The school system assures student voices are heard and respected.	*	*	*	*

Staff response options: 1 = Strongly Disagree, 2 = Disagree, 3 = Agree, 4 = Strongly Agree

Negatively worded items were reverse coded

*An asterisk indicates that there were fewer than 10 responses on an item, so results can not be shared due to data suppression

NORTH HARRISON R-III Fall 2023 Staff Items by Scale

Scale	Item Text	School											
		District				NORTH HARRISON ELEM				NORTH HARRISON HIGH			
		Item Percentile Rank	Item Average	Item Standard Deviation	Item Response Count	Item Percentile Rank	Item Average	Item Standard Deviation	Item Response Count	Item Percentile Rank	Item Average	Item Standard Deviation	Item Response Count
Bullying	44. Bullying via electronic means or devices is a problem at this school.	75	3.00	0.76	15	*	*	*	*	*	*	*	*
	45. Bullying is a problem at this school.	92	3.20	0.77	15	*	*	*	*	*	*	*	*
Collaboration and Leadership	2. My principal fosters a shared vision and a sense of community and cooperation at this school.	22	3.25	0.58	16	*	*	*	*	*	*	*	*
	3. There are open channels of communication among students, staff, and administrators.	23	3.06	0.83	17	26	3.00	0.67	10	*	*	*	*
	4. Staff help formulate schoolwide decisions and policies.	48	3.06	0.93	16	*	*	*	*	*	*	*	*
	5. Staff actively collaborate to improve student outcomes.	43	3.31	0.79	16	*	*	*	*	*	*	*	*
	6. School leadership addresses differences in achievement between student groups.	49	3.20	0.86	15	*	*	*	*	*	*	*	*
	13. School administrators give useful feedback on instructional practices.	50	3.19	0.75	16	*	*	*	*	*	*	*	*
	14. There is collaboration among staff in our school.	16	3.06	0.83	17	33	3.20	0.63	10	*	*	*	*
Consistent Discipline and Procedures	42. There is a clear set of rules regarding student behavior at this school.	45	3.18	0.64	17	41	3.10	0.57	10	*	*	*	*
	43. Staff in our school respond to inappropriate behaviors quickly and effectively.	20	3.00	0.71	17	40	3.10	0.57	10	*	*	*	*
	46. Rules concerning student conduct are fair.	46	3.29	0.47	17	34	3.20	0.42	10	*	*	*	*
	47. This school's discipline is fairly applied.	23	3.00	0.89	16	*	*	*	*	*	*	*	*
	48. There are clear procedures for handling school emergencies.	29	3.24	0.75	17	23	3.20	0.92	10	*	*	*	*
49. There is a school plan to handle emergencies that addresses the mental health needs of students and staff in any crisis.	68	3.31	0.75	13	*	*	*	*	*	*	*	*	

Staff response options: 1 = Strongly Disagree, 2 = Disagree, 3 = Agree, 4 = Strongly Agree

Negatively worded items were reverse coded

*An asterisk indicates that there were fewer than 10 responses on an item, so results can not be shared due to data suppression

NORTH HARRISON R-III Fall 2023 Staff Items by Scale

Scale	Item Text	School											
		District				NORTH HARRISON ELEM				NORTH HARRISON HIGH			
		Item Percentile Rank	Item Average	Item Standard Deviation	Item Response Count	Item Percentile Rank	Item Average	Item Standard Deviation	Item Response Count	Item Percentile Rank	Item Average	Item Standard Deviation	Item Response Count
Effective Student Practices	17. This school encourages students to think critically.	60	3.29	0.59	17	73	3.40	0.52	10	*	*	*	*
	18. Student opinions are valued by teachers and administrators.	30	3.18	0.53	17	42	3.20	0.63	10	*	*	*	*
	19. This school recognizes and acknowledges student academic achievement.	27	3.29	0.69	17	60	3.50	0.53	10	*	*	*	*
	20. This school treats students fairly.	27	3.24	0.75	17	39	3.30	0.67	10	*	*	*	*
	21. This school teaches and reinforces student self-discipline and responsibility.	72	3.35	0.61	17	69	3.40	0.52	10	*	*	*	*
	22. Staff use effective practices to promote positive behavior.	39	3.29	0.59	17	60	3.40	0.52	10	*	*	*	*
	23. There are high expectations for student achievement at this school.	45	3.24	0.83	17	72	3.50	0.53	10	*	*	*	*
	24. All students receive high-quality instruction.	41	3.18	0.53	17	48	3.20	0.63	10	*	*	*	*
	25. This school makes students feel they belong.	55	3.47	0.62	17	58	3.50	0.71	10	*	*	*	*
Instructional Design	26. Educator teams address positive classroom learning environments.	32	3.19	0.75	16	*	*	*	*	*	*	*	*
	60. The school system assures student voices are heard and respected.	72	3.31	0.60	16	*	*	*	*	*	*	*	*
	8. Student's level of prior knowledge is assessed before initiating instruction.	50	3.19	0.40	16	48	3.20	0.42	10	*	*	*	*
	9. An assessment is used that provides timely feedback on specific knowledge and skills for individual students.	63	3.41	0.51	17	62	3.40	0.52	10	*	*	*	*
Instructional Design	10. Teachers use assessment data to evaluate and align curriculum.	48	3.31	0.48	16	*	*	*	*	*	*	*	*
	11. Teachers routinely adjust instructional strategies based on data.	63	3.40	0.51	15	*	*	*	*	*	*	*	*

Staff response options: 1 = Strongly Disagree, 2 = Disagree, 3 = Agree, 4 = Strongly Agree
 Negatively worded items were reverse coded

*An asterisk indicates that there were fewer than 10 responses on an item, so results can not be shared due to data suppression

NORTH HARRISON R-III Fall 2023 Staff Items by Scale

Scale	Item Text	School											
		District				NORTH HARRISON ELEM				NORTH HARRISON HIGH			
		Item Percentile Rank	Item Average	Item Standard Deviation	Item Response Count	Item Percentile Rank	Item Average	Item Standard Deviation	Item Response Count	Item Percentile Rank	Item Average	Item Standard Deviation	Item Response Count
Instructional Design	12. Educators work in collaborative teams to develop curriculum and/or design lessons.	26	3.00	0.89	16	*	*	*	*	*	*	*	*
Positive Mindset	50. I usually look forward to each working day as an educator.	53	3.29	0.59	17	46	3.20	0.63	10	*	*	*	*
	51. I believe I can positively affect student performance.	71	3.65	0.49	17	63	3.60	0.52	10	*	*	*	*
	52. I have the skills necessary to meet the needs of all learners in my classroom.	75	3.56	0.51	16	*	*	*	*	*	*	*	*
	53. I feel supported by the people I work with.	36	3.29	0.69	17	24	3.10	0.74	10	*	*	*	*
	54. I feel like I belong at this school.	71	3.56	0.51	16	*	*	*	*	*	*	*	*
	55. I am treated with respect at this school.	75	3.56	0.51	16	*	*	*	*	*	*	*	*
	56. I know how to support my students who are experiencing trauma.	73	3.31	0.60	16	*	*	*	*	*	*	*	*
	57. I recognize that students in my school are in different educational levels.	41	3.65	0.49	17	32	3.60	0.52	10	*	*	*	*
	58. I emphasize the importance of effort with students.	79	3.76	0.44	17	53	3.70	0.48	10	*	*	*	*
	59. I feel safe at this school.	89	3.75	0.45	16	*	*	*	*	*	*	*	*
Positive School Community	1. The school's mission is clear.	88	3.69	0.48	16	82	3.70	0.48	10	*	*	*	*
	31. The school provides the technology (i.e., devices, connectivity, support) necessary to promote student learning.	69	3.59	0.51	17	59	3.50	0.53	10	*	*	*	*
	32. This school allocates resources to support student learning and engagement.	47	3.38	0.50	16	*	*	*	*	*	*	*	*
	36. Effective channels are in place for parents and community to communicate with the school.	29	3.35	0.79	17	75	3.60	0.52	10	*	*	*	*

Staff response options: 1 = Strongly Disagree, 2 = Disagree, 3 = Agree, 4 = Strongly Agree
 Negatively worded items were reverse coded

*An asterisk indicates that there were fewer than 10 responses on an item, so results can not be shared due to data suppression

NORTH HARRISON R-III Fall 2023 Staff Items by Scale

Scale	Item Text	School											
		District				NORTH HARRISON ELEM				NORTH HARRISON HIGH			
		Item Percentile Rank	Item Average	Item Standard Deviation	Item Response Count	Item Percentile Rank	Item Average	Item Standard Deviation	Item Response Count	Item Percentile Rank	Item Average	Item Standard Deviation	Item Response Count
Positive School Community	37. Parents are viewed as partners in the educational process at this school.	13	3.13	0.89	16	47	3.30	0.67	10	*	*	*	*
	38. Parents are encouraged to discuss their child's educational needs with school staff.	16	3.29	0.59	17	25	3.30	0.67	10	*	*	*	*
	39. Staff are intentional in building and maintaining relationships with all students.	50	3.53	0.62	17	64	3.60	0.70	10	*	*	*	*
	40. This school places value on and respects differences among students and their families.	48	3.41	0.62	17	62	3.50	0.71	10	*	*	*	*
Staff Support and Resources	7. The school system provides school culture and climate data and reports periodically to all stakeholders.	94	3.45	0.52	11	*	*	*	*	*	*	*	*
	15. This school provides teachers time and support for planning.	69	3.29	0.47	17	61	3.20	0.42	10	*	*	*	*
	16. Professional development activities focus on best practices to improve student achievement.	36	3.06	0.75	17	62	3.20	0.42	10	*	*	*	*
	27. Relevant, high-quality career technical education and/or advanced professional studies are provided based upon Individual C..	48	3.13	0.64	15	*	*	*	*	*	*	*	*
	28. Materials, resources, and professional development needed to work with special education students are provided.	51	3.13	0.72	16	*	*	*	*	*	*	*	*
	29. Effective resources and training are provided for teaching students across different languages and cultures.	38	2.71	0.91	14	*	*	*	*	*	*	*	*
	30. Instructional materials are up to date and in good condition.	29	2.93	0.59	15	*	*	*	*	*	*	*	*
	33. Learning supports and services in my school meet the needs of all students.	40	3.12	0.60	17	58	3.20	0.63	10	*	*	*	*
	34. This school building is well-maintained.	75	3.41	0.62	17	74	3.40	0.70	10	*	*	*	*
	35. This school allocates space in ways that maximize student learning.	37	3.18	0.64	17	46	3.20	0.63	10	*	*	*	*
41. There are schoolwide practices to foster self-care and wellbeing among staff.	43	2.94	0.90	17	57	3.00	0.82	10	*	*	*	*	

Staff response options: 1 = Strongly Disagree, 2 = Disagree, 3 = Agree, 4 = Strongly Agree
 Negatively worded items were reverse coded

*An asterisk indicates that there were fewer than 10 responses on an item, so results can not be shared due to data suppression

NORTH HARRISON R-III All Staff Scale Results

Scale	School	Scale Average		Scale Standard Deviation		Scale Percentile Rank	
		Fall 2022	Fall 2023	Fall 2022	Fall 2023	Fall 2022	Fall 2023
Bullying	District	3.10	3.10	0.55	0.76	84	83
	NORTH HARRISON ELEM	3.10	2.83	0.64	0.79	77	55
	NORTH HARRISON HIGH	3.10	*	0.45	*	77	*
Collaboration and Leadership	District	3.40	3.16	0.77	0.79	72	34
	NORTH HARRISON ELEM	3.40	3.25	0.79	0.61	68	46
	NORTH HARRISON HIGH	3.41	*	0.75	*	69	*
Consistent Discipline and Procedures	District	3.36	3.16	0.63	0.70	72	40
	NORTH HARRISON ELEM	3.28	3.16	0.67	0.65	58	39
	NORTH HARRISON HIGH	3.43	*	0.59	*	76	*
Effective Student Practices	District	3.57	3.28	0.51	0.64	91	43
	NORTH HARRISON ELEM	3.59	3.38	0.51	0.56	87	63
	NORTH HARRISON HIGH	3.56	*	0.52	*	84	*
Instructional Design	District	3.54	3.26	0.61	0.59	92	47
	NORTH HARRISON ELEM	3.54	3.28	0.61	0.54	83	49
	NORTH HARRISON HIGH	3.54	*	0.62	*	84	*
Positive Mindset	District	3.67	3.54	0.51	0.55	91	73
	NORTH HARRISON ELEM	3.60	3.47	0.53	0.56	79	60
	NORTH HARRISON HIGH	3.75	*	0.48	*	94	*
Positive School Community	District	3.69	3.42	0.48	0.64	91	47
	NORTH HARRISON ELEM	3.69	3.51	0.47	0.60	88	63
	NORTH HARRISON HIGH	3.69	*	0.49	*	88	*
Staff Support and Resources	District	3.48	3.12	0.62	0.69	95	50
	NORTH HARRISON ELEM	3.47	3.09	0.57	0.66	92	52
	NORTH HARRISON HIGH	3.49	*	0.66	*	94	*

Staff response options: 1 = Strongly Disagree, 2 = Disagree, 3 = Agree, 4 = Strongly Agree

Negatively worded items were reverse coded

*An asterisk indicates that there were fewer than 10 responses on an item, so results can not be shared due to data suppression

NORTH HARRISON R-III All Staff Item Results

Item Text	School	Item Average		Item Standard Deviation		Item Response Count	
		Fall 2022	Fall 2023	Fall 2022	Fall 2023	Fall 2022	Fall 2023
1. The school's mission is clear.	District	3.60	3.69	0.60	0.48	20	16
	NORTH HARRISON ELEM	3.60	3.70	0.52	0.48	10	10
	NORTH HARRISON HIGH	3.60	*	0.70	*	10	*
2. My principal fosters a shared vision and a sense of community and cooperation at this school.	District	3.35	3.25	0.67	0.58	20	16
	NORTH HARRISON ELEM	3.30	*	0.67	*	10	*
	NORTH HARRISON HIGH	3.40	*	0.70	*	10	*
3. There are open channels of communication among students, staff, and administrators.	District	3.45	3.06	0.69	0.83	20	17
	NORTH HARRISON ELEM	3.40	3.00	0.70	0.67	10	10
	NORTH HARRISON HIGH	3.50	*	0.71	*	10	*
4. Staff help formulate schoolwide decisions and policies.	District	3.20	3.06	1.01	0.93	20	16
	NORTH HARRISON ELEM	3.20	*	1.14	*	10	*
	NORTH HARRISON HIGH	3.20	*	0.92	*	10	*
5. Staff actively collaborate to improve student outcomes.	District	3.58	3.31	0.61	0.79	19	16
	NORTH HARRISON ELEM	3.70	*	0.48	*	10	*
	NORTH HARRISON HIGH	*	*	*	*	*	*
6. School leadership addresses differences in achievement between student groups.	District	3.55	3.20	0.76	0.86	20	15
	NORTH HARRISON ELEM	3.50	*	0.85	*	10	*
	NORTH HARRISON HIGH	3.60	*	0.70	*	10	*
7. The school system provides school culture and climate data and reports periodically to all stakeholders.	District	3.40	3.45	0.82	0.52	20	11
	NORTH HARRISON ELEM	3.50	*	0.53	*	10	*
	NORTH HARRISON HIGH	3.30	*	1.06	*	10	*
8. Student's level of prior knowledge is assessed before	District	3.55	3.19	0.51	0.40	20	16

Staff response options: 1 = Strongly Disagree, 2 = Disagree, 3 = Agree, 4 = Strongly Agree

Negatively worded items were reverse coded

*An asterisk indicates that there were fewer than 10 responses on an item, so results can not be shared due to data suppression

NORTH HARRISON R-III All Staff Item Results

Item Text	School	Item Average		Item Standard Deviation		Item Response Count	
		Fall 2022	Fall 2023	Fall 2022	Fall 2023	Fall 2022	Fall 2023
8. Student's level of prior knowledge is assessed before initiating instruction.	NORTH HARRISON ELEM	3.60	3.20	0.52	0.42	10	10
	NORTH HARRISON HIGH	3.50	*	0.53	*	10	*
9. An assessment is used that provides timely feedback on specific knowledge and skills for individual students.	District	3.60	3.41	0.50	0.51	20	17
	NORTH HARRISON ELEM	3.60	3.40	0.52	0.52	10	10
	NORTH HARRISON HIGH	3.60	*	0.52	*	10	*
10. Teachers use assessment data to evaluate and align curriculum.	District	3.60	3.31	0.50	0.48	20	16
	NORTH HARRISON ELEM	3.60	*	0.52	*	10	*
	NORTH HARRISON HIGH	3.60	*	0.52	*	10	*
11. Teachers routinely adjust instructional strategies based on data.	District	3.70	3.40	0.47	0.51	20	15
	NORTH HARRISON ELEM	3.70	*	0.48	*	10	*
	NORTH HARRISON HIGH	3.70	*	0.48	*	10	*
12. Educators work in collaborative teams to develop curriculum and/or design lessons.	District	3.22	3.00	0.94	0.89	18	16
	NORTH HARRISON ELEM	3.20	*	0.92	*	10	*
	NORTH HARRISON HIGH	*	*	*	*	*	*
13. School administrators give useful feedback on instructional practices.	District	3.30	3.19	0.86	0.75	20	16
	NORTH HARRISON ELEM	3.40	*	0.84	*	10	*
	NORTH HARRISON HIGH	3.20	*	0.92	*	10	*
14. There is collaboration among staff in our school.	District	3.40	3.06	0.75	0.83	20	17
	NORTH HARRISON ELEM	3.30	3.20	0.82	0.63	10	10
	NORTH HARRISON HIGH	3.50	*	0.71	*	10	*
15. This school provides teachers time and support for planning.	District	3.45	3.29	0.69	0.47	20	17
	NORTH HARRISON ELEM	3.20	3.20	0.79	0.42	10	10

Staff response options: 1 = Strongly Disagree, 2 = Disagree, 3 = Agree, 4 = Strongly Agree

Negatively worded items were reverse coded

*An asterisk indicates that there were fewer than 10 responses on an item, so results can not be shared due to data suppression

NORTH HARRISON R-III All Staff Item Results

Item Text	School	Item Average		Item Standard Deviation		Item Response Count	
		Fall 2022	Fall 2023	Fall 2022	Fall 2023	Fall 2022	Fall 2023
15. This school provides teachers time and support for planning.	NORTH HARRISON HIGH	3.70	*	0.48	*	10	*
16. Professional development activities focus on best practices to improve student achievement.	District	3.40	3.06	0.50	0.75	20	17
	NORTH HARRISON ELEM	3.40	3.20	0.52	0.42	10	10
	NORTH HARRISON HIGH	3.40	*	0.52	*	10	*
17. This school encourages students to think critically.	District	3.55	3.29	0.51	0.59	20	17
	NORTH HARRISON ELEM	3.50	3.40	0.53	0.52	10	10
	NORTH HARRISON HIGH	3.60	*	0.52	*	10	*
18. Student opinions are valued by teachers and administrators.	District	3.60	3.18	0.50	0.53	20	17
	NORTH HARRISON ELEM	3.70	3.20	0.48	0.63	10	10
	NORTH HARRISON HIGH	3.50	*	0.53	*	10	*
19. This school recognizes and acknowledges student academic achievement.	District	3.65	3.29	0.49	0.69	20	17
	NORTH HARRISON ELEM	3.70	3.50	0.48	0.53	10	10
	NORTH HARRISON HIGH	3.60	*	0.52	*	10	*
20. This school treats students fairly.	District	3.65	3.24	0.59	0.75	20	17
	NORTH HARRISON ELEM	3.60	3.30	0.70	0.67	10	10
	NORTH HARRISON HIGH	3.70	*	0.48	*	10	*
21. This school teaches and reinforces student self-discipline and responsibility.	District	3.53	3.35	0.51	0.61	19	17
	NORTH HARRISON ELEM	3.50	3.40	0.53	0.52	10	10
	NORTH HARRISON HIGH	*	*	*	*	*	*
22. Staff use effective practices to promote positive behavior.	District	3.50	3.29	0.51	0.59	20	17
	NORTH HARRISON ELEM	3.60	3.40	0.52	0.52	10	10
	NORTH HARRISON HIGH	3.40	*	0.52	*	10	*

Staff response options: 1 = Strongly Disagree, 2 = Disagree, 3 = Agree, 4 = Strongly Agree

Negatively worded items were reverse coded

*An asterisk indicates that there were fewer than 10 responses on an item, so results can not be shared due to data suppression

NORTH HARRISON R-III All Staff Item Results

Item Text	School	Item Average		Item Standard Deviation		Item Response Count	
		Fall 2022	Fall 2023	Fall 2022	Fall 2023	Fall 2022	Fall 2023
23. There are high expectations for student achievement at this school.	District	3.55	3.24	0.51	0.83	20	17
	NORTH HARRISON ELEM	3.70	3.50	0.48	0.53	10	10
	NORTH HARRISON HIGH	3.40	*	0.52	*	10	*
24. All students receive high-quality instruction.	District	3.50	3.18	0.51	0.53	20	17
	NORTH HARRISON ELEM	3.40	3.20	0.52	0.63	10	10
	NORTH HARRISON HIGH	3.60	*	0.52	*	10	*
25. This school makes students feel they belong.	District	3.75	3.47	0.44	0.62	20	17
	NORTH HARRISON ELEM	3.70	3.50	0.48	0.71	10	10
	NORTH HARRISON HIGH	3.80	*	0.42	*	10	*
26. Educator teams address positive classroom learning environments.	District	3.58	3.19	0.51	0.75	19	16
	NORTH HARRISON ELEM	3.60	*	0.52	*	10	*
	NORTH HARRISON HIGH	*	*	*	*	*	*
27. Relevant, high-quality career technical education and/or advanced professional studies are provided based upon Individual Career Academic Plans.	District	3.50	3.13	0.61	0.64	20	15
	NORTH HARRISON ELEM	3.40	*	0.52	*	10	*
	NORTH HARRISON HIGH	3.60	*	0.70	*	10	*
28. Materials, resources, and professional development needed to work with special education students are provided.	District	3.50	3.13	0.51	0.72	20	16
	NORTH HARRISON ELEM	3.60	*	0.52	*	10	*
	NORTH HARRISON HIGH	3.40	*	0.52	*	10	*
29. Effective resources and training are provided for teaching students across different languages and cultures.	District	3.30	2.71	0.57	0.91	20	14
	NORTH HARRISON ELEM	3.40	*	0.52	*	10	*
	NORTH HARRISON HIGH	3.20	*	0.63	*	10	*
30. Instructional materials are up to date and in good condition.	District	3.45	2.93	0.51	0.59	20	15

Staff response options: 1 = Strongly Disagree, 2 = Disagree, 3 = Agree, 4 = Strongly Agree

Negatively worded items were reverse coded

*An asterisk indicates that there were fewer than 10 responses on an item, so results can not be shared due to data suppression

NORTH HARRISON R-III All Staff Item Results

Item Text	School	Item Average		Item Standard Deviation		Item Response Count	
		Fall 2022	Fall 2023	Fall 2022	Fall 2023	Fall 2022	Fall 2023
30. Instructional materials are up to date and in good condition.	NORTH HARRISON ELEM	3.30	*	0.48	*	10	*
	NORTH HARRISON HIGH	3.60	*	0.52	*	10	*
31. The school provides the technology (i.e., devices, connectivity, support) necessary to promote student learning.	District	3.75	3.59	0.44	0.51	20	17
	NORTH HARRISON ELEM	3.70	3.50	0.48	0.53	10	10
	NORTH HARRISON HIGH	3.80	*	0.42	*	10	*
32. This school allocates resources to support student learning and engagement.	District	3.75	3.38	0.44	0.50	20	16
	NORTH HARRISON ELEM	3.80	*	0.42	*	10	*
	NORTH HARRISON HIGH	3.70	*	0.48	*	10	*
33. Learning supports and services in my school meet the needs of all students.	District	3.55	3.12	0.60	0.60	20	17
	NORTH HARRISON ELEM	3.70	3.20	0.48	0.63	10	10
	NORTH HARRISON HIGH	3.40	*	0.70	*	10	*
34. This school building is well-maintained.	District	3.68	3.41	0.48	0.62	19	17
	NORTH HARRISON ELEM	*	3.40	*	0.70	*	10
	NORTH HARRISON HIGH	3.70	*	0.48	*	10	*
35. This school allocates space in ways that maximize student learning.	District	3.70	3.18	0.47	0.64	20	17
	NORTH HARRISON ELEM	3.70	3.20	0.48	0.63	10	10
	NORTH HARRISON HIGH	3.70	*	0.48	*	10	*
36. Effective channels are in place for parents and community to communicate with the school.	District	3.70	3.35	0.47	0.79	20	17
	NORTH HARRISON ELEM	3.70	3.60	0.48	0.52	10	10
	NORTH HARRISON HIGH	3.70	*	0.48	*	10	*
37. Parents are viewed as partners in the educational process at this school.	District	3.65	3.13	0.49	0.89	20	16
	NORTH HARRISON ELEM	3.70	3.30	0.48	0.67	10	10

Staff response options: 1 = Strongly Disagree, 2 = Disagree, 3 = Agree, 4 = Strongly Agree

Negatively worded items were reverse coded

*An asterisk indicates that there were fewer than 10 responses on an item, so results can not be shared due to data suppression

NORTH HARRISON R-III All Staff Item Results

Item Text	School	Item Average		Item Standard Deviation		Item Response Count	
		Fall 2022	Fall 2023	Fall 2022	Fall 2023	Fall 2022	Fall 2023
partners in the educational process at this school.	NORTH HARRISON HIGH	3.60	*	0.52	*	10	*
38. Parents are encouraged to discuss their child's educational needs with school staff.	District	3.60	3.29	0.50	0.59	20	17
	NORTH HARRISON ELEM	3.60	3.30	0.52	0.67	10	10
	NORTH HARRISON HIGH	3.60	*	0.52	*	10	*
39. Staff are intentional in building and maintaining relationships with all students.	District	3.80	3.53	0.41	0.62	20	17
	NORTH HARRISON ELEM	3.80	3.60	0.42	0.70	10	10
	NORTH HARRISON HIGH	3.80	*	0.42	*	10	*
40. This school places value on and respects differences among students and their families.	District	3.65	3.41	0.49	0.62	20	17
	NORTH HARRISON ELEM	3.60	3.50	0.52	0.71	10	10
	NORTH HARRISON HIGH	3.70	*	0.48	*	10	*
41. There are schoolwide practices to foster self-care and wellbeing among staff.	District	3.35	2.94	0.88	0.90	20	17
	NORTH HARRISON ELEM	3.30	3.00	0.82	0.82	10	10
	NORTH HARRISON HIGH	3.40	*	0.97	*	10	*
42. There is a clear set of rules regarding student behavior at this school.	District	3.25	3.18	0.72	0.64	20	17
	NORTH HARRISON ELEM	3.30	3.10	0.67	0.57	10	10
	NORTH HARRISON HIGH	3.20	*	0.79	*	10	*
43. Staff in our school respond to inappropriate behaviors quickly and effectively.	District	3.55	3.00	0.51	0.71	20	17
	NORTH HARRISON ELEM	3.40	3.10	0.52	0.57	10	10
	NORTH HARRISON HIGH	3.70	*	0.48	*	10	*
44. Bullying via electronic means or devices is a problem at this school.	District	3.10	3.00	0.64	0.76	20	15
	NORTH HARRISON ELEM	3.10	*	0.74	*	10	*
	NORTH HARRISON HIGH	3.10	*	0.57	*	10	*

Staff response options: 1 = Strongly Disagree, 2 = Disagree, 3 = Agree, 4 = Strongly Agree

Negatively worded items were reverse coded

*An asterisk indicates that there were fewer than 10 responses on an item, so results can not be shared due to data suppression

NORTH HARRISON R-III All Staff Item Results

Item Text	School	Item Average		Item Standard Deviation		Item Response Count	
		Fall 2022	Fall 2023	Fall 2022	Fall 2023	Fall 2022	Fall 2023
45. Bullying is a problem at this school.	District	3.10	3.20	0.45	0.77	20	15
	NORTH HARRISON ELEM	3.10	*	0.57	*	10	*
	NORTH HARRISON HIGH	3.10	*	0.32	*	10	*
46. Rules concerning student conduct are fair.	District	3.40	3.29	0.50	0.47	20	17
	NORTH HARRISON ELEM	3.40	3.20	0.52	0.42	10	10
	NORTH HARRISON HIGH	3.40	*	0.52	*	10	*
47. This school's discipline is fairly applied.	District	3.25	3.00	0.79	0.89	20	16
	NORTH HARRISON ELEM	3.10	*	0.88	*	10	*
	NORTH HARRISON HIGH	3.40	*	0.70	*	10	*
48. There are clear procedures for handling school emergencies.	District	3.35	3.24	0.67	0.75	20	17
	NORTH HARRISON ELEM	3.20	3.20	0.79	0.92	10	10
	NORTH HARRISON HIGH	3.50	*	0.53	*	10	*
49. There is a school plan to handle emergencies that addresses the mental health needs of students and staff in any crisis.	District	3.35	3.31	0.59	0.75	20	13
	NORTH HARRISON ELEM	3.30	*	0.67	*	10	*
	NORTH HARRISON HIGH	3.40	*	0.52	*	10	*
50. I usually look forward to each working day as an educator.	District	3.30	3.29	0.73	0.59	20	17
	NORTH HARRISON ELEM	3.10	3.20	0.74	0.63	10	10
	NORTH HARRISON HIGH	3.50	*	0.71	*	10	*
51. I believe I can positively affect student performance.	District	3.60	3.65	0.50	0.49	20	17
	NORTH HARRISON ELEM	3.50	3.60	0.53	0.52	10	10
	NORTH HARRISON HIGH	3.70	*	0.48	*	10	*
52. I have the skills necessary to meet the needs of all learners in	District	3.70	3.56	0.47	0.51	20	16

Staff response options: 1 = Strongly Disagree, 2 = Disagree, 3 = Agree, 4 = Strongly Agree

Negatively worded items were reverse coded

*An asterisk indicates that there were fewer than 10 responses on an item, so results can not be shared due to data suppression

NORTH HARRISON R-III All Staff Item Results

Item Text	School	Item Average		Item Standard Deviation		Item Response Count	
		Fall 2022	Fall 2023	Fall 2022	Fall 2023	Fall 2022	Fall 2023
52. I have the skills necessary to meet the needs of all learners in my classroom.	NORTH HARRISON ELEM	3.60	*	0.52	*	10	*
	NORTH HARRISON HIGH	3.80	*	0.42	*	10	*
53. I feel supported by the people I work with.	District	3.70	3.29	0.57	0.69	20	17
	NORTH HARRISON ELEM	3.70	3.10	0.48	0.74	10	10
	NORTH HARRISON HIGH	3.70	*	0.67	*	10	*
54. I feel like I belong at this school.	District	3.65	3.56	0.49	0.51	20	16
	NORTH HARRISON ELEM	3.60	*	0.52	*	10	*
	NORTH HARRISON HIGH	3.70	*	0.48	*	10	*
55. I am treated with respect at this school.	District	3.65	3.56	0.49	0.51	20	16
	NORTH HARRISON ELEM	3.60	*	0.52	*	10	*
	NORTH HARRISON HIGH	3.70	*	0.48	*	10	*
56. I know how to support my students who are experiencing trauma.	District	3.40	3.31	0.50	0.60	20	16
	NORTH HARRISON ELEM	3.40	*	0.52	*	10	*
	NORTH HARRISON HIGH	3.40	*	0.52	*	10	*
57. I recognize that students in my school are in different educational levels.	District	3.90	3.65	0.31	0.49	20	17
	NORTH HARRISON ELEM	3.80	3.60	0.42	0.52	10	10
	NORTH HARRISON HIGH	4.00	*	0.00	*	10	*
58. I emphasize the importance of effort with students.	District	3.89	3.76	0.32	0.44	19	17
	NORTH HARRISON ELEM	*	3.70	*	0.48	*	10
	NORTH HARRISON HIGH	4.00	*	0.00	*	10	*
59. I feel safe at this school.	District	3.95	3.75	0.22	0.45	20	16
	NORTH HARRISON ELEM	3.90	*	0.32	*	10	*

Staff response options: 1 = Strongly Disagree, 2 = Disagree, 3 = Agree, 4 = Strongly Agree

Negatively worded items were reverse coded

*An asterisk indicates that there were fewer than 10 responses on an item, so results can not be shared due to data suppression

NORTH HARRISON R-III All Staff Item Results

Item Text	School	Item Average		Item Standard Deviation		Item Response Count	
		Fall 2022	Fall 2023	Fall 2022	Fall 2023	Fall 2022	Fall 2023
59. I feel safe at this school.	NORTH HARRISON HIGH	4.00	*	0.00	*	10	*
60. The school system assures student voices are heard and respected.	District	3.45	3.31	0.60	0.60	20	16
	NORTH HARRISON ELEM	3.50	*	0.53	*	10	*
	NORTH HARRISON HIGH	3.40	*	0.70	*	10	*

Staff response options: 1 = Strongly Disagree, 2 = Disagree, 3 = Agree, 4 = Strongly Agree

Negatively worded items were reverse coded

*An asterisk indicates that there were fewer than 10 responses on an item, so results can not be shared due to data suppression

Fall 2022 Response Gender Demographics

	Female	Male	Prefer not to answer	Total District Responses
Older Student	44	44	*	93
Younger Student	18	22	*	41

*An asterisk indicates that there were fewer than 10 responses, so results can not be shared due to data suppression

Fall 2023 Response Gender Demographics

	Female	Male	Prefer not to answer	Total District Responses
Older Student	42	54	*	98
Younger Student	20	20	*	43

*An asterisk indicates that there were fewer than 10 responses, so results can not be shared due to data suppression

Fall 2022 Response Race/Ethnicity Demographics

	American Indian or Alaska Native	Asian/Pacific Islander	Black (not Hispanic)	Hispanic	Multiracial	White (not Hispanic)	Prefer not to answer	Total District Responses
Older Student	*	*	*	*	*	73	*	93
Parent	*	*	*	*	*	35	*	41
Younger Student	*	*	*	*	*	29	*	41

*An asterisk indicates that there were fewer than 10 responses, so results can not be shared due to data suppression

Fall 2023 Response Race/Ethnicity Demographics

	American Indian or Alaska Native	Asian/Pacific Islander	Black (not Hispanic)	Hispanic	Multiracial	White (not Hispanic)	Prefer not to answer	Total District Responses
Older Student	*	*	*	*	*	79	10	98
Parent	*	*	*	*	*	52	*	54
Younger Student	*	*	*	*	*	29	*	43

*An asterisk indicates that there were fewer than 10 responses, so results can not be shared due to data suppression

Fall 2022 Younger Student Grade Level Demographics

3rd Grade	4th Grade	5th Grade	Total District Responses
14	13	14	41

*An asterisk indicates that there were fewer than 10 responses, so results can not be shared due to data suppression

Fall 2023 Younger Student Grade Level Demographics

3rd Grade	4th Grade	5th Grade	Total District Responses
13	16	14	43

*An asterisk indicates that there were fewer than 10 responses, so results can not be shared due to data suppression

Fall 2022 Older Student Grade Level Demographics

6th Grade	7th Grade	8th Grade	9th Grade	10th Grade	11th Grade	12th Grade	Total District Responses
17	16	15	12	10	13	10	93

*An asterisk indicates that there were fewer than 10 responses, so results can not be shared due to data suppression

Fall 2023 Older Student Grade Level Demographics

6th Grade	7th Grade	8th Grade	9th Grade	10th Grade	11th Grade	12th Grade	Total District Responses
11	16	20	16	11	10	14	98

*An asterisk indicates that there were fewer than 10 responses, so results can not be shared due to data suppression

Fall 2022 Parent Grade Level Responses

PreK	*
Kindergarten	*
1st Grade	*
2nd Grade	*
3rd Grade	*
4th Grade	*
5th Grade	*
6th Grade	*
7th Grade	*
8th Grade	*
9th Grade	*
10th Grade	*
11th Grade	*
12th Grade	*
Total District Responses	41

Fall 2023 Parent Grade Level Responses

PreK	*
Kindergarten	*
1st Grade	*
2nd Grade	*
3rd Grade	*
4th Grade	*
5th Grade	*
6th Grade	*
7th Grade	*
8th Grade	*
9th Grade	*
10th Grade	*
11th Grade	*
12th Grade	*
Total District Responses	54

*An asterisk indicates that there were fewer than 10 responses, so results can not be shared due to data suppression

Fall 2022 Staff Primary Assignment Responses

Survey	Administrator	Classroom Teacher	Library Media Specialist	School Counselor	Special Education Teacher	Other	Total District Responses
Staff	*	16	*	*	*	*	20

*An asterisk indicates that there were fewer than 10 responses, so results can not be shared due to data suppression

Fall 2023 Staff Primary Assignment Responses

Survey	Administrator	Classroom Teacher	Library Media Specialist	School Counselor	Special Education Teacher	Other	Total District Responses
Staff	*	11	*	*	*	*	17

*An asterisk indicates that there were fewer than 10 responses, so results can not be shared due to data suppression